

SOLANO COUNTY WATER AGENCY



BOARD OF DIRECTORS:

Chair:

Supervisor Skip Thomson
Solano County District 5

Vice Chair:

Mayor Ron Kott
City of Rio Vista

Mayor Elizabeth Patterson
City of Benicia

Mayor Thom Bogue
City of Dixon

Mayor Harry Price
City of Fairfield

Director Ryan Mahoney
Maine Prairie Water
District

Director Dale Crossley
Reclamation District No.
2068

Mayor Ron Kott
City of Rio Vista

Supervisor Erin Hannigan
Solano County District 1

Supervisor Monica Brown
Solano County District 2

Supervisor Jim Spering
Solano County District 3

Supervisor John Vasquez
Solano County District 4

Director John D. Kluge
Solano Irrigation District

Mayor Lori Wilson
City of Suisun City

Mayor Ron Rowlett
City of Vacaville

Mayor Bob Sampayan
City of Vallejo

GENERAL MANAGER:

Roland Sanford
Solano County Water
Agency

BOARD OF DIRECTORS MEETING

DATE: Thursday, June 13, 2019

TIME: 6:30 P.M.

PLACE: Berryessa Room
Solano County Water Agency Office
810 Vaca Valley Parkway, Suite 203
Vacaville

1. **CALL TO ORDER**
2. **PLEDGE OF ALLEGIANCE**
3. **APPROVAL OF AGENDA**
4. **PUBLIC COMMENT**

Limited to 5 minutes for any one item not scheduled on the Agenda.

5. **CONSENT ITEMS** *(estimated time: 5 minutes)*

- (A) **Minutes:** Approval of the Minutes of the Board of Directors meeting of April 11, 2019.
- (B) **Expenditure Approvals:** Approval of the April and May 2019 checking account register.
- (C) **Purchase New John Deere 135G Tracked Excavator:**
Authorize General Manager to purchase new John Deere 135G Excavator for the Solano Project to replace a Caterpillar 314 excavator that was destroyed by an engine fire. Total cost not to exceed \$129,842
- (D) **Pre-Approval of Fiscal Year 2019-2020 Payments:** Pre-approval of specified categories of bills for fiscal year 2019 – 2020.
- (E) **SCWA Statement of Investment Policy for Fiscal Year 2019-2020:** Approval of the annual Statement of Investment Policy.



- (F) Purchase of YSI Water Quality Monitoring Equipment: Authorize General Manager to purchase YSI water quality monitoring equipment for Solano Project operations. Total cost not to exceed \$22,000.
- (G) Purchase of Eyasco Inc. software and hardware for Solano Project and Flood Monitoring Network Upgrades: Authorize General Manager to purchase software and hardware to enhance security and reliability of the Solano Project operations and flood monitoring communication networks. Total cost not to exceed \$56,500.
- (H) Purchase of computer and SCADA networks: Authorize General Manager to purchase computer and SCADA (Supervisory Control and Data Acquisition) networks for business operations. Total cost not to exceed \$197,729.

6. **BOARD MEMBER REPORTS** *(estimated time: 5 minutes)*

RECOMMENDATION: For information only.

7. **GENERAL MANAGER'S REPORT** *(estimated time: 5 minutes)*

RECOMMENDATION: For information only.

8. **SOLANO WATER ADVISORY COMMISSION REPORT** *(estimated time: 5 minutes)*

RECOMMENDATION: For information only.

9. **SCWA BUDGET FOR FISCAL YEAR 2019-2020** *(estimated time: 20 minutes)*

RECOMMENDATIONS:

- 1): Hear Staff report and recommendation from the Executive Committee, acting as the Budget Review Committee, and consider adoption of Water Agency's fiscal year 2019-2020 budget.
- 2) Create Ad Hoc committee to explore opportunities to generate supplemental revenue in future years.

10. **BUDGET IMPLEMENTATION ACTIONS** *(estimated time: 15 minutes)*

- (A) State Water Project Tax Rate for Fiscal Year 2019-2020: Establish a tax rate of \$0.02 per \$100 of assessed valuation for the State Water Project property tax for fiscal year 2019-2020.
- (B) Cost of Living Adjustment for Water Agency Employees: Award a 3.0% cost of living adjustment to Water Agency employees effective June 30, 2019.
- (C) Consultant Services Contracts and Renewals: Authorize General Manager to execute agreements and amendments for the following consultant services for work through fiscal year 2019-2020:

1. AD Consultants, Lake Berryessa Reservoir Operations Study, amendment – amendment limit of \$40,000;
2. AG Innovations, Solano Subbasin Groundwater Sustainability Plan, new contract – contract limit of \$198,120
3. Eyasco, Data and Website Management, new contract – contract limit of \$375,550;
4. GHD, Solano CII Water Conservation Program Evaluation, new contract – contract limit of \$150,000;
5. GHD, IRWM Grant, new 2 year contract – contract limit of \$60,000;
6. Jacobs Engineering Group, Solano Habitat Conservation Plan EIR/EIS, new contract – contract limit of \$60,000;
7. Jeff Janik, NBA Phytoplankton Monitoring, new 2 year contract – contract limit of \$45,000;
8. LSA Associates, Solano Habitat Conservation Plan, new contract – contract limit of \$372,000;
9. Luhdorff & Scalmanini, Putah Creek Ground Water Management, new contract – contract limit of \$278,384;
10. Ovivo USA, LLC, Brackett Bosker Field Service Support & Parts, new contract – contract limit of \$50,000;
11. PCC Stewardship, Native Plant Nursery, new contract – contract limit of \$50,000;
12. Putah Creek Council, Education and Public Advocacy, new contract – contract limit of \$206,925;
13. Richard Heath & Associates/PG&E, Low Income Water Savings Program, new contract – contract limit of \$50,000;
14. Shandam, Professional IT Support, new contract – contract limit of \$100,000;
15. Solano RCD, Public Education, new 3 year contract – contract limit of \$988,347;
16. Solano RCD, Barker Slough Watershed Partnership, new 3 year contract – contract limit of \$75,000;
17. Solano RCD, Flood Awareness, new 3 year contract, contract limit of \$90,000;
18. Southwest Environmental, Solano HET Direct Install, new contract – contract limit of \$150,000;
19. Summers Engineering, General Engineering Support, new contract – contract limit of \$70,000;
20. Summers Engineering, PDD Bulkhead, new contract – contract limit of \$70,000;
21. Sustainable Solano, Solano Sustainable Initiative, contract amendment – amendment limit of \$150,000;
22. Terraphase, Cache Slough WQ, new contract – contract limit of \$55,000;
23. UC Davis, Vic Claassen, Soil Assessment & Bank Stabilization Project, new contract - \$150,000;
24. Waterfluence, Regional Large Landscape Program, new contract – contract limit of \$70,000;
25. Wildlife Survey and Photo Service, Monitor New Zealand Mud Snails and Quagga and Zebra Mussels in the Solano Project and photo and video media for Peterson Ranch, new contract – contract limit of \$201,552;
26. Wilson Public Affairs, Public Affairs, amendment – amendment limit of \$45,000;
27. Yolo Resource Conservation District, IRWMP, new contract – contract limit of \$64,407

11. **LEGISLATIVE UPDATES** *(estimated time: 10 minutes)*

RECOMMENDATION:

1. Hear report from Committee Chair on activities of the SCWA Legislative Committee.

12. **WATER POLICY UPDATES** *(estimated time: 5 minutes)*

RECOMMENDATION:

1. Hear report from staff on current and emerging Delta and Water Policy issues and provide direction.
2. Hear status report from Committee Chair on activities of the SCWA Water Policy Committee.
3. Hear report from Supervisor Thomson on activities of the Delta Counties Coalition, Delta Protection Commission.
4. Hear report from Supervisor Thomson on activities of the Delta Conservancy.

13. **TIME AND PLACE OF NEXT MEETING**

Thursday, July 11, 2019 at 6:30 p.m. at the SCWA offices.

The Full Board of Directors packet with background materials for each agenda item can be viewed on the Agency's website at www.scwa2.com.

Any materials related to items on this agenda distributed to the Board of Directors of Solano County Water Agency less than 72 hours before the public meeting are available for public inspection at the Agency's offices located at the following address: 810 Vaca Valley Parkway, Suite 203, Vacaville, CA 95688. Upon request, these materials may be made available in an alternative format to persons with disabilities.

CONSENT ITEMS

**SOLANO COUNTY WATER AGENCY
BOARD OF DIRECTORS MEETING MINUTES**

MEETING DATE: April 11, 2019

The Solano County Water Agency Board of Directors met this evening at the Solano County Water Agency office in Vacaville. Present were:

Mayor Elizabeth Patterson, City of Benicia
Vice-Mayor Scott Pederson, City of Dixon
Mayor Harry Price, City of Fairfield
Mayor Ronald Kott, City of Rio Vista
Mayor Lori Wilson, City of Suisun City
Mayor Ron Rowlett, City of Vacaville
Mayor Bob Sampayan, City of Vallejo
Supervisor Erin Hannigan, Solano County District 1
Supervisor Jim Spering, Solano County District 3
Supervisor John Vasquez, Solano County District 4
Supervisor Skip Thomson, Solano County District 5
Director John Kluge, Solano Irrigation District
Director Dale Crossley, Reclamation District 2068
Director Ryan Mahoney, Maine Prairie Water District

CALL TO ORDER

The meeting was called to order by Chair Thomson at 6:30 pm.

APPROVAL OF AGENDA

On a motion by Supervisor Vasquez and second by Mayor Price the Board unanimously approved the agenda.

PUBLIC COMMENT

There were no public comments.

CONSENT ITEMS

On a motion by Mayor Patterson and a second by Mayor Rowlett the Board unanimously approved the following consent items:

- (A) Minutes
- (B) Expenditure Approvals
- (C) Quarterly Financial Reports
- (D) Contract Amendment with cbec eco Engineering
- (E) Contract with Resource Management Associates
- (F) Adoption of Westside Sacramento Integrated Regional Water Management Plan
- (G) Correction to Adopted January 10, 2019 Board meeting minutes
- (H) Flood Control Advisory Committee Member Appointments
- (I) Lower Putah Creek Coordinating Committee Appointments
- (J) Purchase of Wheeled Excavator for Ulati Flood Control Project
- (K) Wragg Fire Watershed Remediation Grant

BOARD MEMBER REPORTS

There were no Board member reports.

GENERAL MANAGER'S REPORT

In addition to his written report, General Manager Roland Sanford briefed the Board on the status of the Phase I Dixon drainage study and noted that the draft Phase I Dixon Watershed Study report was received shortly after the April Board agenda packet was published, and that a meeting of Water Agency, City of Dixon, Dixon Resource Conservation District, and RD 2068 staff has been scheduled for April 25, 2019 to review the draft report.

Mayor Patterson asked staff to elaborate on the Condition 12 Settlement Agreement referenced in the April General Manager's report. General Manager Roland Sanford explained that Condition 12 is a term in the Solano Project water rights licenses and permit that pertains to water diversions in the Lake Berryessa watershed, upstream of Lake Berryessa, and that the Condition 12 Settlement Agreement adjudicated water rights in the Lake Berryessa watershed and established the Upper Putah Creek Watermaster to monitor compliance with the Condition 12 Settlement Agreement.

SOLANO WATER ADVISORY COMMISSION

There was no verbal report, the minutes of the February 27, 2019, Solano Water Advisory Commission report were included in the Board meeting packet.

(Mayor Wilson joined the Board meeting immediately following the Solano Water Advisory Commission agenda item)

WATER AGENCY STAFFING-SEASONAL MAINTENANCE AIDES

General Manager Roland Sanford commented that he had nothing to add to the written staff summary included in the Board's agenda packet for this item. There were no Board member questions or comments.

On a motion by Mayor Rowlett and a second by Mayor Price, the Board unanimously approved the Water Agency seasonal staffing of maintenance aides.

LEGISLATIVE UPDATES

Supervisor Thomson noted that Mayor Kott will take over as Chair of the Legislative Committee beginning in May. Supervisor Thomson reported that the committee had met the prior week and is recommending the Board support two pending legislative bills AB 533 (Holden)-Income tax exclusion for water conservation rebates, and AB 557 (Wood/Aguiar-Curry)-atmospheric rivers research.

On a motion by Mayor Patterson and a second by Vice-Mayor Pederson, the Board unanimously approved support of AB 533.

On a motion by Mayor Patterson and a second by Mayor Wilson, the Board unanimously approved support of AB 557.

WATER POLICY UPDATES

1. Staff had nothing to report on current and emerging Delta and Water Policy issues.
2. The Water Policy Committee did not meet in March but is scheduled to meet on April 22nd.
3. Supervisor Thomson reported that Delta Counties Coalition representatives met with Governor Newsom and Secretary Crowfoot recently to discuss issues pertaining to the Delta.
4. There was no report for the Delta Conservancy.

CLOSED SESSION

The Board moved into Closed Session at 6:40 pm to discuss real property negotiations, pursuant to Government Code Section 54956.8, and anticipated litigation, pursuant to Government Code Section 54956.9(b): two cases. The Board returned to open session at 7:25 pm. There were no reportable actions taken by the Board in Closed Session.

TIME AND PLACE OF NEXT MEETING

Thursday, May 9, 2019 at 6:30 p.m., at the SCWA offices in Vacaville.

ADJOURNMENT

This meeting of the Solano County Water Agency Board of Directors was adjourned at 7:28 p.m.

Roland Sanford
General Manager & Secretary to the
Solano County Water Agency

**ACTION OF
SOLANO COUNTY WATER AGENCY**

DATE: June 13, 2019
SUBJECT: Expenditures Approval

RECOMMENDATIONS:

Approve expenditures from the Water Agency checking accounts for April and May 2019.

FINANCIAL IMPACT:

All expenditures are within previously approved budget amounts.

BACKGROUND:

The Water Agency auditor has recommended that the Board of Directors approve all expenditures (in arrears). Attached is a summary of expenditures from the Water Agency's checking accounts for April and May, 2019. Additional backup information is available upon request.

Recommended: 
Roland Sanford, General Manager

☐

Approved as
recommended

☐

Other
(see below)

☐

Continued on
next page

Modification to Recommendation and/or other actions:

I, Roland Sanford, General Manager and Secretary to the Solano County Water Agency, do hereby certify that the foregoing action was regularly introduced, passed, and adopted by said Board of Directors at a regular meeting thereof held on June 13, 2019 by the following vote:

Ayes:

Noes:

Abstain:

Absent:

Roland Sanford
General Manager & Secretary to the
Solano County Water Agency

1. *Journal of the American Medical Association*, 1997; 277: 1033-1037.

[illegible][illegible]

CONCLUSIONS

(Signature)

02/11/2020

[illegible]

1990

<p>1. The first step in the process of identifying a problem is to define the problem clearly and concisely.</p> <p>2. The second step is to gather information about the problem and its causes.</p> <p>3. The third step is to analyze the information and identify the root cause of the problem.</p> <p>4. The fourth step is to develop a plan of action to address the problem.</p> <p>5. The fifth step is to implement the plan and monitor the results.</p> <p>6. The sixth step is to evaluate the results and make adjustments as needed.</p> <p>7. The seventh step is to document the process and results for future reference.</p> <p>8. The eighth step is to communicate the results to the relevant stakeholders.</p> <p>9. The ninth step is to review the process and make improvements as needed.</p> <p>10. The tenth step is to celebrate the success of the problem-solving process.</p>	<p>1. The first step in the process of identifying a problem is to define the problem clearly and concisely.</p> <p>2. The second step is to gather information about the problem and its causes.</p> <p>3. The third step is to analyze the information and identify the root cause of the problem.</p> <p>4. The fourth step is to develop a plan of action to address the problem.</p> <p>5. The fifth step is to implement the plan and monitor the results.</p> <p>6. The sixth step is to evaluate the results and make adjustments as needed.</p> <p>7. The seventh step is to document the process and results for future reference.</p> <p>8. The eighth step is to communicate the results to the relevant stakeholders.</p> <p>9. The ninth step is to review the process and make improvements as needed.</p> <p>10. The tenth step is to celebrate the success of the problem-solving process.</p>
---	---

100-443887-100

1	2	3	4	5	6	7	8	9	10	11	12	13	14	15	16	17	18	19	20	21	22	23	24	25	26	27	28	29	30	31	32	33	34	35	36	37	38	39	40	41	42	43	44	45	46	47	48	49	50	51	52	53	54	55	56	57	58	59	60	61	62	63	64	65	66	67	68	69	70	71	72	73	74	75	76	77	78	79	80	81	82	83	84	85	86	87	88	89	90	91	92	93	94	95	96	97	98	99	100	101	102	103	104	105	106	107	108	109	110	111	112	113	114	115	116	117	118	119	120	121	122	123	124	125	126	127	128	129	130	131	132	133	134	135	136	137	138	139	140	141	142	143	144	145	146	147	148	149	150	151	152	153	154	155	156	157	158	159	160	161	162	163	164	165	166	167	168	169	170	171	172	173	174	175	176	177	178	179	180	181	182	183	184	185	186	187	188	189	190	191	192	193	194	195	196	197	198	199	200	201	202	203	204	205	206	207	208	209	210	211	212	213	214	215	216	217	218	219	220	221	222	223	224	225	226	227	228	229	230	231	232	233	234	235	236	237	238	239	240	241	242	243	244	245	246	247	248	249	250	251	252	253	254	255	256	257	258	259	260	261	262	263	264	265	266	267	268	269	270	271	272	273	274	275	276	277	278	279	280	281	282	283	284	285	286	287	288	289	290	291	292	293	294	295	296	297	298	299	300	301	302	303	304	305	306	307	308	309	310	311	312	313	314	315	316	317	318	319	320	321	322	323	324	325	326	327	328	329	330	331	332	333	334	335	336	337	338	339	340	341	342	343	344	345	346	347	348	349	350	351	352	353	354	355	356	357	358	359	360	361	362	363	364	365	366	367	368	369	370	371	372	373	374	375	376	377	378	379	380	381	382	383	384	385	386	387	388	389	390	391	392	393	394	395	396	397	398	399	400	401	402	403	404	405	406	407	408	409	410	411	412	413	414	415	416	417	418	419	420	421	422	423	424	425	426	427	428	429	430	431	432	433	434	435	436	437	438	439	440	441	442	443	444	445	446	447	448	449	450	451	452	453	454	455	456	457	458	459	460	461	462	463	464	465	466
---	---	---	---	---	---	---	---	---	----	----	----	----	----	----	----	----	----	----	----	----	----	----	----	----	----	----	----	----	----	----	----	----	----	----	----	----	----	----	----	----	----	----	----	----	----	----	----	----	----	----	----	----	----	----	----	----	----	----	----	----	----	----	----	----	----	----	----	----	----	----	----	----	----	----	----	----	----	----	----	----	----	----	----	----	----	----	----	----	----	----	----	----	----	----	----	----	----	----	-----	-----	-----	-----	-----	-----	-----	-----	-----	-----	-----	-----	-----	-----	-----	-----	-----	-----	-----	-----	-----	-----	-----	-----	-----	-----	-----	-----	-----	-----	-----	-----	-----	-----	-----	-----	-----	-----	-----	-----	-----	-----	-----	-----	-----	-----	-----	-----	-----	-----	-----	-----	-----	-----	-----	-----	-----	-----	-----	-----	-----	-----	-----	-----	-----	-----	-----	-----	-----	-----	-----	-----	-----	-----	-----	-----	-----	-----	-----	-----	-----	-----	-----	-----	-----	-----	-----	-----	-----	-----	-----	-----	-----	-----	-----	-----	-----	-----	-----	-----	-----	-----	-----	-----	-----	-----	-----	-----	-----	-----	-----	-----	-----	-----	-----	-----	-----	-----	-----	-----	-----	-----	-----	-----	-----	-----	-----	-----	-----	-----	-----	-----	-----	-----	-----	-----	-----	-----	-----	-----	-----	-----	-----	-----	-----	-----	-----	-----	-----	-----	-----	-----	-----	-----	-----	-----	-----	-----	-----	-----	-----	-----	-----	-----	-----	-----	-----	-----	-----	-----	-----	-----	-----	-----	-----	-----	-----	-----	-----	-----	-----	-----	-----	-----	-----	-----	-----	-----	-----	-----	-----	-----	-----	-----	-----	-----	-----	-----	-----	-----	-----	-----	-----	-----	-----	-----	-----	-----	-----	-----	-----	-----	-----	-----	-----	-----	-----	-----	-----	-----	-----	-----	-----	-----	-----	-----	-----	-----	-----	-----	-----	-----	-----	-----	-----	-----	-----	-----	-----	-----	-----	-----	-----	-----	-----	-----	-----	-----	-----	-----	-----	-----	-----	-----	-----	-----	-----	-----	-----	-----	-----	-----	-----	-----	-----	-----	-----	-----	-----	-----	-----	-----	-----	-----	-----	-----	-----	-----	-----	-----	-----	-----	-----	-----	-----	-----	-----	-----	-----	-----	-----	-----	-----	-----	-----	-----	-----	-----	-----	-----	-----	-----	-----	-----	-----	-----	-----	-----	-----	-----	-----	-----	-----	-----	-----	-----	-----	-----	-----	-----	-----	-----	-----	-----	-----	-----	-----	-----	-----	-----	-----	-----	-----	-----	-----	-----	-----	-----	-----	-----	-----	-----	-----	-----	-----	-----	-----	-----	-----	-----	-----	-----	-----	-----	-----	-----	-----	-----	-----	-----	-----	-----	-----	-----	-----	-----	-----

John Edgar Hoover, Director

1. The first step in the process of identifying a problem is to define the problem clearly and concisely.	2. The second step is to gather information about the problem and its causes.	3. The third step is to analyze the information and identify the root cause of the problem.	4. The fourth step is to develop a plan of action to address the problem.	5. The fifth step is to implement the plan and monitor the results.	6. The sixth step is to evaluate the results and make adjustments as needed.	7. The seventh step is to document the process and results for future reference.	8. The eighth step is to communicate the results to the relevant stakeholders.	9. The ninth step is to review the process and make improvements as needed.	10. The tenth step is to conclude the process and celebrate the success.
---	---	---	---	---	--	--	--	---	--

1991

2000

1944-45

1000

1. The first step is to identify the problem or question that needs to be answered. This involves understanding the context and the specific requirements of the task.

1999, 2000, 2001, 2002, 2003, 2004, 2005, 2006, 2007, 2008, 2009, 2010, 2011, 2012, 2013, 2014, 2015, 2016, 2017, 2018, 2019, 2020, 2021, 2022, 2023, 2024, 2025, 2026, 2027, 2028, 2029, 2030, 2031, 2032, 2033, 2034, 2035, 2036, 2037, 2038, 2039, 2040, 2041, 2042, 2043, 2044, 2045, 2046, 2047, 2048, 2049, 2050, 2051, 2052, 2053, 2054, 2055, 2056, 2057, 2058, 2059, 2060, 2061, 2062, 2063, 2064, 2065, 2066, 2067, 2068, 2069, 2070, 2071, 2072, 2073, 2074, 2075, 2076, 2077, 2078, 2079, 2080, 2081, 2082, 2083, 2084, 2085, 2086, 2087, 2088, 2089, 2090, 2091, 2092, 2093, 2094, 2095, 2096, 2097, 2098, 2099, 2100, 2101, 2102, 2103, 2104, 2105, 2106, 2107, 2108, 2109, 2110, 2111, 2112, 2113, 2114, 2115, 2116, 2117, 2118, 2119, 2120, 2121, 2122, 2123, 2124, 2125, 2126, 2127, 2128, 2129, 2130, 2131, 2132, 2133, 2134, 2135, 2136, 2137, 2138, 2139, 2140, 2141, 2142, 2143, 2144, 2145, 2146, 2147, 2148, 2149, 2150, 2151, 2152, 2153, 2154, 2155, 2156, 2157, 2158, 2159, 2160, 2161, 2162, 2163, 2164, 2165, 2166, 2167, 2168, 2169, 2170, 2171, 2172, 2173, 2174, 2175, 2176, 2177, 2178, 2179, 2180, 2181, 2182, 2183, 2184, 2185, 2186, 2187, 2188, 2189, 2190, 2191, 2192, 2193, 2194, 2195, 2196, 2197, 2198, 2199, 2200, 2201, 2202, 2203, 2204, 2205, 2206, 2207, 2208, 2209, 2210, 2211, 2212, 2213, 2214, 2215, 2216, 2217, 2218, 2219, 2220, 2221, 2222, 2223, 2224, 2225, 2226, 2227, 2228, 2229, 2230, 2231, 2232, 2233, 2234, 2235, 2236, 2237, 2238, 2239, 2240, 2241, 2242, 2243, 2244, 2245, 2246, 2247, 2248, 2249, 2250, 2251, 2252, 2253, 2254, 2255, 2256, 2257, 2258, 2259, 2260, 2261, 2262, 2263, 2264, 2265, 2266, 2267, 2268, 2269, 2270, 2271, 2272, 2273, 2274, 2275, 2276, 2277, 2278, 2279, 2280, 2281, 2282, 2283, 2284, 2285, 2286, 2287, 2288, 2289, 2290, 2291, 2292, 2293, 2294, 2295, 2296, 2297, 2298, 2299, 2300, 2301, 2302, 2303, 2304, 2305, 2306, 2307, 2308, 2309, 2310, 2311, 2312, 2313, 2314, 2315, 2316, 2317, 2318, 2319, 2320, 2321, 2322, 2323, 2324, 2325, 2326, 2327, 2328, 2329, 2330, 2331, 2332, 2333, 2334, 2335, 2336, 2337, 2338, 2339, 2340, 2341, 2342, 2343, 2344, 2345, 2346, 2347, 2348, 2349, 2350, 2351, 2352, 2353, 2354, 2355, 2356, 2357, 2358, 2359, 2360, 2361, 2362, 2363, 2364, 2365, 2366, 2367, 2368, 2369, 2370, 2371, 2372, 2373, 2374, 2375, 2376, 2377, 2378, 2379, 2380, 2381, 2382, 2383, 2384, 2385, 2386, 2387, 2388, 2389, 2390, 2391, 2392, 2393, 2394, 2395, 2396, 2397, 2398, 2399, 2400, 2401, 2402, 2403, 2404, 2405, 2406, 2407, 2408, 2409, 2410, 2411, 2412, 2413, 2414, 2415, 2416, 2417, 2418, 2419, 2420, 2421, 2422, 2423, 2424, 2425, 2426, 2427, 2428, 2429, 2430, 2431, 2432, 2433, 2434, 2435, 2436, 2437, 2438, 2439, 2440, 2441, 2442, 2443, 2444, 2445, 2446, 2447, 2448, 2449, 2450, 2451, 2452, 2453, 2454, 2455, 2456, 2457, 2458, 2459, 2460, 2461, 2462, 2463, 2464, 2465, 2466, 2467, 2468, 2469, 2470, 2471, 2472, 2473, 2474, 2475, 2476, 2477, 2478, 2479, 2480, 2481, 2482, 2483, 2484, 2485, 2486, 2487, 2488, 2489, 2490, 2491, 2492, 2493, 2494, 2495, 2496, 2497, 2498, 2499, 2500, 2501, 2502, 2503, 2504, 2505, 2506, 2507, 2508, 2509, 2510, 2511, 2512, 2513, 2514, 2515, 2516, 2517, 2518, 2519, 2520, 2521, 2522, 2523, 2524, 2525, 2526, 2527, 2528, 2529, 2530, 2531, 2532, 2533, 2534, 2535, 2536, 2537, 2538, 2539, 2540, 2541, 2542, 2543, 2544, 2545, 2546, 2547, 2548, 2549, 2550, 2551, 2552, 2553, 2554, 2555, 2556, 2557, 2558, 2559, 2560, 2561, 2562, 2563, 2564, 2565, 2566, 2567, 2568, 2569, 2570, 2571, 2572, 2573, 2574, 2575, 2576, 2577, 2578, 2579, 2580, 2581, 2582, 2583, 2584, 2585, 2586, 2587, 2588, 2589, 2590, 2591, 2592, 2593, 2594, 2595, 2596, 2597, 2598, 2599, 2600, 2601, 2602, 2603, 2604, 2605, 2606, 2607, 2608, 2609, 2610, 2611, 2612, 2613, 2614, 2615, 2616, 2617, 2618, 2619, 2620, 2621, 2622, 2623, 2624, 2625, 2626, 2627, 2628, 2629, 2630, 2631, 2632, 2633, 2634, 2635, 2636, 2637, 2638, 2639, 2640, 2641, 2642, 2643, 2644, 2645, 2646, 2647, 2648, 2649, 2650, 2651, 2652, 2653, 2654, 2655, 2656, 2657, 2658, 2659, 2660, 2661, 2662, 2663, 2664, 2665, 2666, 2667, 2668, 2669, 2670, 2671, 2672, 2673, 2674, 2675, 2676, 2677, 2678, 2679, 2680, 26

SOLANO COUNTY WATER AGENCY

Cash Disbursements Journal

For the Period From Apr 1, 2019 to Apr 30, 2019

Filter Criteria includes: Report order is by Date. Report is printed in Detail Format.

Date	Check #	Account ID	Line Description	Debit Amount	Credit Amount
4/1/19	EFT	2020SC 1020SC	Invoice: HEALTH APR 2019 CALPERS	23,031.98	23,031.98
4/6/19	EFT	2024AC 6012AC 1020SC	EMPLOYEE LIABILITIES PPE 04.06.19 EMPLOYER LIABILITIES PPE 04.06.19 PAYROLL TAXES	17,233.38 2,969.58	20,202.96
4/6/19	EFT	2020SC 1020SC	Invoice: PPE 04.06.19 CALPERS	9,105.96	9,105.96
4/6/19	EFT	2020SC 1020SC	Invoice: PEPPA PPE 04.06.19 CALPERS	2,924.71	2,924.71
4/6/19	EFT	2020SC 1020SC	Invoice: SIP PPE 04.06.19 CALPERS	4,605.31	4,605.31
4/8/19	33068	2020SC 1020SC	Invoice: 214927 A & L WESTERN AGRICULTURAL LABS	36.00	36.00
4/8/19	33069	2020SC 1020SC	Invoice: 0606149 ACWA JOINT POWERS INSURANCE AUTHORITY	1,707.48	1,707.48
4/8/19	33070	2020SC 1020SC	Invoice: 314098-7 ALPHA MEDIA FAR EAST BAY	2,510.00	2,510.00
4/8/19	33071	2020SC 1020SC	Invoice: 3000774 AMERICAN TOWER CORPORATION	601.39	601.39
4/8/19	33072	2020SC 1020SC	Invoice: 1962852 THE REINALT-THOMAS CORP	191.10	191.10
4/8/19	33073	2020N 1020SC	Invoice: 18-1010-8 CBEC	1,241.25	1,241.25
4/8/19	33074	2020SC 1020SC	Invoice: 1299683 COUNTY OF YOLO	37.80	37.80
4/8/19	33075	2020SC 1020SC	Invoice: 4823570-0002 CRESCO EQUIPMENT RENTAL	5,923.77	5,923.77
4/8/19	33076	2020SC 1020SC	Invoice: 6086180 TIAA BANK	1,205.12	1,205.12
4/8/19	33077	2020SC 1020SC	Invoice: 9127248103 GRAINGER	13.17	13.17
4/8/19	33078	2020SC 2020SC 2020SC 2020SC 2020SC 2020SC 2020SC 2020SC 2020SC 2020SC 2020SC	Invoice: 4014675 Invoice: 6015727 Invoice: 1021580 Invoice: 1021579 Invoice: 1024365 Invoice: 0562625 Invoice: 9044258 Invoice: 9935295 Invoice: 9011661 Invoice: 7013080 HOME DEPOT CREDIT SERVICE	54.14 206.46 140.02 171.97 63.86 2.62 171.92 257.47 286.40 166.72	1,521.58
4/8/19	33079	2020SC 1020SC	Invoice: 2019-10 IN COMMUNICATIONS	962.50	962.50
4/8/19	33080	2020N 1020SC	Invoice: MAR 2019 JEFFREY J JANIK	600.00	600.00
4/8/19	33081	2020SC 1020SC	Invoice: 20013 LAUGENOUR AND MEIKLE	5,737.82	5,737.82
4/8/19	33082	2020SC 1020SC	Invoice: 164992 LSA ASSOCIATES, INC.	29,156.95	29,156.95
4/8/19	33083	2020SC	Invoice: 533988	105.00	

**SOLANO COUNTY WATER AGENCY
Cash Disbursements Journal**

For the Period From Apr 1, 2019 to Apr 30, 2019

Filter Criteria includes: Report order is by Date. Report is printed in Detail Format.

Date	Check #	Account ID	Line Description	Debit Amount	Credit Amount
		1020SC	M&M SANITARY LLC		105.00
4/8/19	33084	2020SC	Invoice: 826963	25.10	
		2020SC	Invoice: 828105	57.89	
		2020SC	Invoice: 828809	24.86	
		2020SC	Invoice: 828891	15.00	
		1020SC	PISANIS AUTO PARTS		122.85
4/8/19	33085	2020SC	Invoice: WCP-50	2,359.50	
		1020SC	RICHARD HEATH & ASSOCIATES, INC.		2,359.50
4/8/19	33086	2020SC	Invoice: 1353	4,250.00	
		1020SC	ROCK STEADY JUGGLING		4,250.00
4/8/19	33087	2020SC	Invoice: 0331190229	2,611.25	
		1020SC	SHANDAM CONSULTING		2,611.25
4/8/19	33088	2020U	Invoice: MAR 1 2019	315.07	
		1020SC	SOLANO COUNTY FLEET MANAGEMENT		315.07
4/8/19	33089	2020SC	Invoice: 1331	2,480.66	
		1020SC	SOLANO RESOURCE CONSERVATION DISTRICT		2,480.66
4/8/19	33090	2020SC	Invoice: 58892	230.66	
		2020SC	Invoice: 58980	20.36	
		2020SC	Invoice: 59007	146.41	
		1020SC	SUISUN VALLEY FRUIT GROWERS AS		397.43
4/8/19	33090V	2020SC	Invoice: 58892		230.66
		2020SC	Invoice: 58980		20.36
		2020SC	Invoice: 59007		146.41
		1020SC	SUISUN VALLEY FRUIT GROWERS AS	397.43	
4/8/19	33091	2020SC	Invoice: 201904-13485	1,570.41	
		1020SC	TERRA REALTY ADVISORS, INC.		1,570.41
4/8/19	33092	2020SC	Invoice: 100144223	89.07	
		2020SC	Invoice: 100144224	16.60	
		2020SC	Invoice: 100144225	55.77	
		2020SC	Invoice: 300348078	39.70	
		1020SC	TRACTOR SUPPLY CREDIT PLAN		201.14
4/8/19	33093	2020U	Invoice: ELIZABETH CARDOSA	576.00	
		1020SC	ELIZABETH CARDOSA		576.00
4/8/19	33094	2020SC	Invoice: INGRID FORRESTER	902.00	
		1020SC	INGRID FORRESTER		902.00
4/8/19	33095	2020SC	Invoice: MARY ROSE SWEETING	613.00	
		1020SC	MARY ROSE SWEETING		613.00
4/8/19	33096	2020SC	Invoice: ALBERT WONG 1	50.00	
		1020SC	ALBERT WONG		50.00
4/8/19	33097	2020SC	Invoice: 9827026055	2,650.99	
		1020SC	VERIZON WIRELESS		2,650.99
4/8/19	33098	2020SC	Invoice: 2037572	9,078.90	
		1020SC	WEST YOST & ASSOCIATES		9,078.90
4/8/19	33099	2020SC	Invoice: LPCCC-FY2018-19_5	2,382.00	
		2020SC	Invoice: SCWA-FY2018-19_5	14,877.48	
		1020SC	KEN W. DAVIS, DBA		17,259.48
4/8/19	33100	2020SC	Invoice: 58710	4.01	
		2020SC	Invoice: 58719	93.73	
		2020SC	Invoice: C58723		103.80
		2020SC	Invoice: 58892	230.66	
		2020SC	Invoice: 58980	20.36	
		2020SC	Invoice: 59007	146.41	
		1020SC	SUISUN VALLEY FRUIT		391.37

SOLANO COUNTY WATER AGENCY

Cash Disbursements Journal

For the Period From Apr 1, 2019 to Apr 30, 2019

Filter Criteria includes: Report order is by Date. Report is printed in Detail Format.

Date	Check #	Account ID	Line Description	Debit Amount	Credit Amount
			GROWERS AS		
4/12/19	EFT	2020SC 1020SC	Invoice: 2019041001 PAYCHEX, INC.	254.40	254.40
4/12/19	EFT	6111AC 6111AC 1020SC	FSA PARTICIPANT FEE APR 2019 STRATUS TIME ADMINISTRATION APR 2019 PAYCHEX, INC.	118.00 297.00	415.00
4/15/19	33101	2020SC 1020SC	Invoice: 01/01/19 - 03/31/19 ACWA JOINT POWERS INSURANCE AUTHORIT	3,459.77	3,459.77
4/15/19	33102	2020SC 1020SC	Invoice: 4754 EYASCO, INC.	18,971.49	18,971.49
4/15/19	33103	2020SC 1020SC	Invoice: 5508 GARDENSOFT	1,500.00	1,500.00
4/15/19	33104	2020SC 1020SC	Invoice: 117971 GHD, INC.	1,859.50	1,859.50
4/15/19	33105	2020SC 1020SC	Invoice: 111753 GRANICUS	200.00	200.00
4/15/19	33106	2020SC 1020SC	Invoice: CL19573 INTERSTATE OIL COMPANY	1,324.59	1,324.59
4/15/19	33107	2020SC 2020SC 2020SC 2020SC 2020SC 2020SC 2020SC 2020SC 2020SC 2020SC 2020SC 2020SC 2020SC 2020SC 2020SC 2020SC 2020SC 2020SC 1020SC	Invoice: 271204 Invoice: 271583 Invoice: 271606 Invoice: 271796 Invoice: 271846 Invoice: 271839 Invoice: 271879 Invoice: 029565 Invoice: 029603 Invoice: 272563 Invoice: 030259 Invoice: 272869 Invoice: 030636 PACIFIC ACE HARDWARE	39.67 6.40 10.66 29.33 26.78 18.43 18.21 133.37 126.77 160.81 101.52 309.86 2,076.00	3,057.81
4/15/19	33108	2020SC 1020SC	Invoice: 9468 REGIONAL GOVERNMENT SERVICES	8,014.45	8,014.45
4/15/19	33109	2020SC 2020SC 1020SC	Invoice: WCP-48 Invoice: WCP-53 RICHARD HEATH & ASSOCIATES, INC.	2,018.50 2,541.00	4,559.50
4/15/19	33110	2020SC 1020SC	Invoice: 100021366 RUGGED COMPUTING INC.	8,131.03	8,131.03
4/15/19	33111	2020SC 2020SC 1020SC	Invoice: 0007625 Invoice: 0007624 SOLANO IRRIGATION DISTRICT	181.22 16,679.95	16,861.17
4/15/19	33112	2020U 2020U 2020U 1020SC	Invoice: 08038 Invoice: 08037 Invoice: 08039 SOLANO COUNTY PUBLIC WORKS DIVISION	14,944.65 1,303.43 10,490.89	26,738.97
4/15/19	33113	2020SC 2020SC 1020SC	Invoice: 1335 Invoice: 1332 SOLANO RESOURCE CONSERVATION DISTRICT	9,437.53 14,345.31	23,782.84
4/15/19	33114	2020SC 1020SC	Invoice: 2019-3-SCWA SUSTAINABLE SOLANO	12,484.90	12,484.90
4/15/19	33115	2020SC 1020SC	Invoice: 01-52767223 THE REGENTS OF THE	492.00	492.00

SOLANO COUNTY WATER AGENCY
Cash Disbursements Journal

For the Period From Apr 1, 2019 to Apr 30, 2019

Filter Criteria includes: Report order is by Date. Report is printed in Detail Format.

Date	Check #	Account ID	Line Description	Debit Amount	Credit Amount
			UNIVERSITY OF CA		
4/15/19	33116	2020SC 1020SC	Invoice: 12169930 THE TREMONT GROUP, INC.	256.67	256.67
4/15/19	33117	2020SC 1020SC	Invoice: KEITH BAUGHN KEITH BAUGHN	1,000.00	1,000.00
4/15/19	33118	2020SC 1020SC	Invoice: DS01-5 YOLO COUNTY RCD	5,460.00	5,460.00
4/15/19	33119	2020SC 1020SC	Invoice: 2654 AG INNOVATIONS	3,553.05	3,553.05
4/15/19	33120	2020SC 2020SC 1020SC	Invoice: APR 2019 LEG MTG Invoice: APR 2019 BOD MTG DALE CROSSLEY	100.00 100.00	200.00
4/15/19	33121	2020SC 2020SC 2020SC 2020SC 1020SC	Invoice: 92208 Invoice: 92210 Invoice: 92211 Invoice: 92451 HERUM \ CRABTREE \ SUNTAG	249.90 1,107.21 384.90 2,656.08	4,398.09
4/15/19	33122	2020SC 1020SC	Invoice: APR 2019 BOD MTG JOHN D. KLUGE	100.00	100.00
4/15/19	33123	2020SC 1020SC	Invoice: APR 2019 BOD MTG RYAN MAHONEY	100.00	100.00
4/15/19	33124	2020SC 1020SC	Invoice: APR 2019 BOD MTG RON ROWLETT	100.00	100.00
4/15/19	33125	2020SC 1020SC	Invoice: APR 2019 BOD MTG BOB SAMPAYAN	129.00	129.00
4/15/19	33126	2020SC 2020SC 1020SC	Invoice: APR 2019 EXEC MTG Invoice: APR 2019 BOD MTG JAMES SPERING	100.00 100.00	200.00
4/15/19	33127	2020SC 1020SC	Invoice: APR 2019 BOD MTG JOHN VASQUEZ	100.00	100.00
4/20/19	EFT	2024AC 6012AC 1020SC	EMPLOYEE LIABILITIES PPE 04 20 19 EMPLOYER LIABILITIES PPE 04.20.19 PAYROLL TAXES	17,190.39 3,001.13	20,191.52
4/23/19	10187	2020WC 1020SC	Invoice: 19-03-3868 MBK ENGINEERS	2,386.00	2,386.00
4/23/19	33128	2020SC 1020SC	Invoice: 10655 ALL SPORTS EMBROIDERY	684.00	684.00
4/23/19	33129	2020SC 1020SC	Invoice: A909628 BSK ASSOCIATES	3,750.00	3,750.00
4/23/19	33130	2020SC 2020SC 1020SC	Invoice: 000012905370 Invoice: 000012905415 CALNET3	255.11 164.69	419.80
4/23/19	33131	2020SC 1020SC	Invoice: RXB5198 CDW GOVERNMENT, INC.	5,395.62	5,395.62
4/23/19	33132	2020SC 1020SC	Invoice: 332566CH003 CH2M HILL	14,986.50	14,986.50
4/23/19	33133	2020SC 1020SC	Invoice: 5013532433 CINTAS CORPORATION	140.56	140.56
4/23/19	33134	2020SC 2020SC 2020SC 1020SC	Invoice: 19-024-O MAY 2019 Invoice: 19-232-V MAR 2019 Invoice: 19-026-T MAY 2019 DEPARTMENT OF WATER RESOURCES	1,057.00 574,599.00	7,537.00 568,119.00

**SOLANO COUNTY WATER AGENCY
Cash Disbursements Journal**

For the Period From Apr 1, 2019 to Apr 30, 2019

Filter Criteria includes: Report order is by Date. Report is printed in Detail Format.

Date	Check #	Account ID	Line Description	Debit Amount	Credit Amount
4/23/19	33135	2020SC 1020SC	Invoice: CAVAC64641 FASTENAL COMPANY	3,647.58	3,647.58
4/23/19	33136	2020N 1020SC	Invoice: 6-526-89108 FEDEX EXPRESS	95.07	95.07
4/23/19	33137	2020SC 1020SC	Invoice: 182601 FRONTIER ENERGY	2,407.50	2,407.50
4/23/19	33138	2020SC 1020SC	Invoice: 438715 ANDY W.GIANNINI	2,625.00	2,625.00
4/23/19	33139	2020SC 1020SC	Invoice: 1498 TY HAWKINS	780.00	780.00
4/23/19	33140	2020SC 1020SC	Invoice: 1X183630 HORIZON DISTRIBUTORS, INC.	197.71	197.71
4/23/19	33141	2020SC 1020SC	Invoice: 34840 LUHDORFF & SCALMANINI	4,887.25	4,887.25
4/23/19	33142	2020SC 1020SC	Invoice: 24.02-13 MCCORD ENVIRONMENTAL, INC.	30,096.10	30,096.10
4/23/19	33143	2020SC 1020SC	Invoice: 8476003 OVIVO USA, LLC.	1,480.51	1,480.51
4/23/19	33144	2020SC 1020SC	Invoice: 3/13/19-4/11/19 PACIFIC GAS & ELECTRIC CO,	1,163.94	1,163.94
4/23/19	33145	2020SC 2020SC 2020SC 1020SC	Invoice: 0205661 Invoice: 0205954 Invoice: 0205959 PETRILLO'S TIRE AND AUTO SERVICE	19.95 28.20 28.20	76.35
4/23/19	33146	2020SC 1020SC	Invoice: 44298420 RECOLOGY VACAVILLE SOLANO	253.75	253.75
4/23/19	33147	2020SC 1020SC	Invoice: 9367 REGIONAL GOVERNMENT SERVICES	12,773.50	12,773.50
4/23/19	33148	2020SC 2020SC 2020SC 1020SC	Invoice: 0007619 Invoice: 0007620 Invoice: 0007633 SOLANO IRRIGATION DISTRICT	61,381.54 128,558.20 26,942.63	216,882.37
4/23/19	33149	2020SC 1020SC	Invoice: 00649299046 MAY2019 STANDARD INSURANCE COMPANY	1,873.23	1,873.23
4/23/19	33150	2020SC 2020SC 2020SC 2020SC 2020SC 2020SC 2020SC 2020SC 2020SC 2020SC 2020SC 2020SC 2020SC 2020SC 1020SC	Invoice: 2263009491 Invoice: 2263120811 Invoice: 2263652791 Invoice: 2263709111 Invoice: 2264996221 Invoice: 2268762761 Invoice: 2269903381 Invoice: 2271323561 Invoice: 2271323401 Invoice: 2271323131 Invoice: 2271323571 Invoice: 2272569231 Invoice: 2274993681 STAPLES	252.63 82.14 62.60 19.85 108.72 83.73 83.01 259.26 259.26 259.26 259.26 207.08 193.05	2,129.85
4/23/19	33151	2020SC 1020SC	Invoice: 21880 SUMMERS ENGINEERING, INC.	19,746.03	19,746.03
4/23/19	33152	2020SC 2020SC 1020SC	Invoice: SW-0173508 Invoice: SW-0173351 STATE WATER RESOURCES CONTROL BOARD	988.00 778.00	1,766.00

**SOLANO COUNTY WATER AGENCY
Cash Disbursements Journal**

For the Period From Apr 1, 2019 to Apr 30, 2019

Filter Criteria includes: Report order is by Date. Report is printed in Detail Format.

Date	Check #	Account ID	Line Description	Debit Amount	Credit Amount
4/23/19	33153	2020SC 1020SC	Invoice: 17 THINKING GREEN CONSULTANTS	324.00	324.00
4/23/19	33154	2020SC 1020SC	Invoice: 2019 CONTRIBUTION WATER EDUCATION FOUNDATION	500.00	500.00
4/23/19	33155	2020SC 1020SC	Invoice: 1144 WILSON PUBLIC AFFAIRS	3,550.00	3,550.00
4/23/19	33156	2020SC 1020SC	Invoice: 594 WINTERS TOW SERVICE	225.00	225.00
4/23/19	33157	2020SC 1020SC	Invoice: 12155 WINTERS BROADBAND	595.00	595.00
4/23/19	33158	2020SC 1020SC	Invoice: 20493 BOWERS ELECTRIC INC.	11,161.55	11,161.55
4/23/19	33159	2020SC 1020SC	Invoice: 68996 NORMANDEAU ASSOCIATES, INC.	2,624.00	2,624.00
4/23/19	33160	2020SC 1020SC	Invoice: ALLISON WYNN ALLISON WYNN	649.00	649.00
4/23/19	33161	2020SC 2020SC 1020SC	Invoice: SCWA_FY2018-19_6 Invoice: LPCCC-FY2018-19_6 KEN W. DAVIS, DBA	15,455.12 1,217.00	16,672.12
4/23/19	33162	2020N 1020SC	Invoice: APR 2019 CLEAN TECH ADVOCATES	8,600.00	8,600.00
4/25/19	ASHLEY MAR 2019	2020SC 1020SC	Invoice: ASHLEY MAR 2019 UMPQUA BANK	1,684.97	1,684.97
4/25/19	BARICH MAR 2019	2020SC 1020SC	Invoice: BARICH MAR 2019 UMPQUA BANK	317.83	317.83
4/25/19	COLIAS MAR 2019	2020SC 1020SC	Invoice: COLIAS MAR 2019 UMPQUA BANK	319.96	319.96
4/25/19	CRUZ MAR 2019	2020SC 1020SC	Invoice: CRUZ MAR 2019 UMPQUA BANK	100.49	100.49
4/25/19	CUETARA MAR 2019	2020SC 1020SC	Invoice: CUETARA MAR 2019 UMPQUA BANK	192.81	192.81
4/25/19	EFT	2020SC 1020SC	Invoice: SIP PPE 04.20.19 CALPERS	4,605.31	4,605.31
4/25/19	EFT	2020SC 1020SC	Invoice: PPE 04.20.19 CALPERS	9,105.96	9,105.96
4/25/19	EFT	2020SC 1020SC	Invoice: PEPPA PPE 04.20.19 CALPERS	2,879.99	2,879.99
4/25/19	FEHRENKAMP MAR 2019	2020SC 1020SC	Invoice: FEHRENKAMP MAR 2019 UMPQUA BANK	359.00	359.00
4/25/19	FLORENDO MAR 2019	2020SC 1020SC	Invoice: FLORENDO MAR 2019 UMPQUA BANK	481.86	481.86
4/25/19	HERR MAR 2019	2020SC 1020SC	Invoice: HERR MAR 2019 UMPQUA BANK	1,589.68	1,589.68
4/25/19	HYER MAR 2019	2020SC 1020SC	Invoice: HYER MAR 2019 UMPQUA BANK	1,835.75	1,835.75
4/25/19	JONES MAR 2019	2020SC 1020SC	Invoice: JONES MAR 2019 UMPQUA BANK	234.81	234.81
4/25/19	LEE MAR 2019	2020SC 1020SC	Invoice: LEE MAR 2019 UMPQUA BANK	373.99	373.99
4/25/19	MAROVICH MAR 2019	2020SC 1020SC	Invoice: MAROVICH MAR 2019 UMPQUA BANK	1,295.77	1,295.77

SOLANO COUNTY WATER AGENCY

Cash Disbursements Journal

For the Period From Apr 1, 2019 to Apr 30, 2019

Filter Criteria includes: Report order is by Date. Report is printed in Detail Format.

Date	Check #	Account ID	Line Description	Debit Amount	Credit Amount
4/25/19	NGUYEN MAR 2019	2020SC 1020SC	Invoice: NGUYEN MAR 2019 UMPQUA BANK	164.41	164.41
4/25/19	PASCUAL MAR 2019	2020SC 1020SC	Invoice: PASCUAL MAR 2019 UMPQUA BANK	387.44	387.44
4/25/19	PATE MAR 2019	2020SC 1020SC	Invoice: PATE MAR 2019 UMPQUA BANK	2,004.67	2,004.67
4/25/19	RABIDOUX MAR 2019	2020SC 1020SC	Invoice: RABIDOUX MAR 2019 UMPQUA BANK	65.95	65.95
4/25/19	SANFORD MAR 2019	2020SC 1020SC	Invoice: SANFORD MAR 2019 UMPQUA BANK	46.00	46.00
4/25/19	SNYDER MAR 2019	2020SC 1020SC	Invoice: SNYDER MAR 2019 UMPQUA BANK	1,183.30	1,183.30
4/25/19	WILLINGMYRE MAR 2019	2020SC 1020SC	Invoice: WILLINGMYRE MAR 2019 UMPQUA BANK	362.39	362.39
4/26/19	EFT	2020SC 1010WC	Invoice: 2019042401 PAYCHEX, INC.	263.35	263.35
4/29/19	33163	2020SC 1020SC	Invoice: 216570 A & L WESTERN AGRICULTURAL LABS	36.00	36.00
4/29/19	33164	2020SC 1020SC	Invoice: 42652 AARON'S AUTOMOTIVE	89.97	89.97
4/29/19	33165	2020SC 1020SC	Invoice: 5014173-00 BUCKLES-SMITH	14,433.12	14,433.12
4/29/19	33166	2020N 1020SC	Invoice: 18-1010-9 CBEC	180.00	180.00
4/29/19	33167	2020SC 2020SC 1020SC	Invoice: RXH9711 Invoice: RXG8857 CDW GOVERNMENT, INC.	40.22 432.09	472.31
4/29/19	33168	2020SC 2020SC 1020SC	Invoice: 1309457 Invoice: 1312681 COUNTY OF YOLO	52.20 25.80	78.00
4/29/19	33169	2020SC 2020SC 2020SC 1020SC	Invoice: REIMBURSE 3.25.19 Invoice: REIMBURSE 4.15.19 Invoice: EXP REIMB APRIL 2019 GUSTAVO CRUZ	20.88 10.44 40.60	71.92
4/29/19	33170	2020N 1020SC	Invoice: 2019 TRUCK PURCHASE DODGE CHRYSLER JEEP OF VACAVILLE	57,561.43	57,561.43
4/29/19	33171	2020SC 2020SC 1020SC	Invoice: exp rpt 7.1-3.26.19 Invoice: REIMBURSE APRIL 2019 MARCIE FEHRENKAMP	200.70 108.28	308.98
4/29/19	33172	2020SC 1020SC	Invoice: 140619 FM GRAPHICS	657.15	657.15
4/29/19	33173	2020SC 1020SC	Invoice: 25757 GARCIA AND ASSOCIATES	3,070.70	3,070.70
4/29/19	33174	2020SC 2020SC 1020SC	Invoice: 118320 Invoice: 118318 GHD, INC.	1,094.75 4,555.50	5,650.25
4/29/19	33175	2020SC 1020SC	Invoice: 1481 TY HAWKINS	3,615.00	3,615.00
4/29/19	33176	2020SC 2020SC 2020SC 1020SC	Invoice: REIMBURSE 4.14-4.19 Invoice: REIMBURSE 4.19.19 Invoice: EXP REIMB 4.25.19 ZACH HYER	44.66 138.21 60.32	243.19

SOLANO COUNTY WATER AGENCY
Cash Disbursements Journal
For the Period From Apr 1, 2019 to Apr 30, 2019

Filter Criteria includes: Report order is by Date. Report is printed in Detail Format.

Date	Check #	Account ID	Line Description	Debit Amount	Credit Amount
4/29/19	33177	2020SC 1020SC	Invoice: EXP REIM 4.19.19 JESSICA LOMELI	40.02	40.02
4/29/19	33178	2020SC 1020SC	Invoice: REIMBURSE 3.24-3.4.1 ROBERTO RAMIREZ LOPEZ	26.51	26.51
4/29/19	33179	2020SC 1020SC	Invoice: APRIL 2019 SANDRA WILLINGMYRE	118.72	118.72
4/29/19	33180	2020SC 1020SC	Invoice: REIMBURSE 3.24-4.06. JUSTIN PASCUAL	48.00	48.00
4/29/19	33181	2020SC 1020SC	Invoice: REIMBURSE MILEAGE & PATE, THOMAS	78.39	78.39
4/29/19	33182	2020SC 1020SC	Invoice: 125721 WOOD RODGERS, INC.	10,990.00	10,990.00
4/29/19	33183	2020SC 2020SC 1020SC	Invoice: exp rpt 3.10-3.23.19 Invoice: EXP REIMBR 4.20.19 KEVIN YOUNG-LAI	37.78 12.60	50.38
4/29/19	33184	2020SC 1020SC	Invoice: 9003 ZUN ZUN	6,900.00	6,900.00
Total				<u>1,411,425.50</u>	<u>1,411,425.50</u>

SOLANO COUNTY WATER AGENCY
Cash Disbursements Journal
For the Period From May 1, 2019 to May 31, 2019

Filter Criteria includes: Report order is by Check Number. Report is printed in Detail Format.

[illegible]

SOLANO COUNTY WATER AGENCY
Cash Disbursements Journal
For the Period From May 1, 2019 to May 31, 2019

Filter Criteria includes: Report order is by Check Number. Report is printed in Detail Format.

Date	Check #	Account ID	Line Description	Debit Amount	Credit Amount
5/1/19	33200	2020SC 1020SC	Invoice: MARY CORK MARY e. CORK	932.00	932.00
5/1/19	33201	2020SC 1020SC	Invoice: TANVEER RANDHAWN TANVEER RANDHAWN	1,000.00	1,000.00
5/1/19	33202	2020SC 1020SC	Invoice: SAM TAN SAM TAN	1,000.00	1,000.00
5/1/19	33203	2020SC 1020SC	Invoice: HARRISON YOSHIOKA HARRISON YOSHIOKA	1,000.00	1,000.00
5/1/19	33204	2020SC 1020SC	Invoice: 781924 YELLOW SPRINGS INSTRUMENT CO.	939.17	939.17
5/1/19	33205	2020SC 1020SC	Invoice: 9829003240 VERIZON WIRELESS	2,481.04	2,481.04
5/6/19	33206	2020SC 1020SC	Invoice: 314098-8 ALPHA MEDIA FAR EAST BAY	2,510.00	2,510.00
5/6/19	33206V	2020SC 1020SC	Invoice: 314098-8 ALPHA MEDIA FAR EAST BAY	2,510.00	2,510.00
5/6/19	33207	2020SC 1020SC	Invoice: 123949/1 CALIFORNIA SURVEYING & DRAFTIN	104.57	104.57
5/6/19	33208	2020SC 1020SC	Invoice: SBF3853 CDW GOVERNMENT, INC.	515.98	515.98
5/6/19	33209	2020N 1020SC	Invoice: MAY 2019 CLEAN TECH ADVOCATES	8,600.00	8,600.00
5/6/19	33210	2020SC 1020SC	Invoice: 1016 FLUME INC	9,014.33	9,014.33
5/6/19	33211	2020SC 1020SC	Invoice: CL20896 INTERSTATE OIL COMPANY	1,612.55	1,612.55
5/6/19	33212	2020N 1020SC	Invoice: 0519-1 JEFFREY J JANIK	750.00	750.00
5/6/19	33213	2020SC 1020SC	Invoice: 20180 LAUGENOUR AND MEIKLE	1,596.31	1,596.31
5/6/19	33214	2020SC 1020SC	Invoice: 165423 LSA ASSOCIATES, INC.	32,335.70	32,335.70
5/6/19	33215	2020SC 1020SC	Invoice: 01064898 RECOLOGY HAY ROAD	74.76	74.76
5/6/19	33216	2020SC 1020SC	Invoice: 0430190229 SHANDAM CONSULTING	4,361.25	4,361.25
5/6/19	33217	2020U 1020SC	Invoice: APR 2019 SOLANO COUNTY FLEET MANAGEMENT	1,321.94	1,321.94
5/6/19	33218	2020SC 2020SC 2020SC 1020SC	Invoice: 59135 Invoice: 59152 Invoice: 59258 SUISUN VALLEY FRUIT GROWERS AS	164.88 34.04 18.88	217.80
5/6/19	33219	2020SC 1020SC	Invoice: 2037837 WEST YOST & ASSOCIATES	31,066.22	31,066.22
5/6/19	33220	2020SC 1020SC	Invoice: 3564876 HOME DEPOT CREDIT SERVICE	103.86	103.86
5/6/19	33221	2020SC 1020SC	Invoice: 3023438 HOME DEPOT CREDIT SERVICE	324.94	324.94

SOLANO COUNTY WATER AGENCY
Cash Disbursements Journal
For the Period From May 1, 2019 to May 31, 2019

Filter Criteria includes: Report order is by Check Number. Report is printed in Detail Format.

Date	Check #	Account ID	Line Description	Debit Amount	Credit Amount
5/6/19	33222	2020SC 1020SC	Invoice: 1023606 HOME DEPOT CREDIT SERVICE	303.81	303.81
5/6/19	33223	2020SC 1020SC	Invoice: 314098-8 ALPHA MEDIA FAR EAST BAY	2,500.00	2,500.00
5/6/19	33224	2020SC 1020SC	Invoice: 027749 CENTRAL AUTO PARTS	197.29	197.29
5/6/19	33225	2020SC 1020SC	Invoice: 64500305324 LES SCHWAB TIRE CENTER	144.97	144.97
5/6/19	33226	2020SC 1020SC	Invoice: 535387 M&M SANITARY LLC	140.00	140.00
5/6/19	33227	2020SC 2020SC 1020SC	Invoice: 127892 Invoice: 128632 STERLING MAY EQUIPMENT CO.	51.69 327.82	379.51
5/6/19	33228	2020SC 1020SC	Invoice: 0111176 DARYL SISCO	60.00	60.00
5/6/19	33229	2020SC 1020SC	Invoice: 0610537 ACWA JOINT POWERS INSURANCE AUTHORITY	1,936.20	1,936.20
5/6/19	33230	2020SC 2020SC 1020SC	Invoice: 03-01309457 Invoice: 03-01312681 COUNTY OF YOLO	52.20 25.80	78.00
5/6/19	33231	2020SC 1020SC	Invoice: 4893149-0001 CRESCO EQUIPMENT RENTAL	394.57	394.57
5/6/19	33232	2020SC 1020SC	Invoice: 6166088 TIAA BANK	1,205.12	1,205.12
5/6/19	33233	2020SC 1020SC	Invoice: 3053630 THE TREMONT GROUP, INC.	346.50	346.50
5/13/19	33234	2020SC 1020SC	Invoice: 2405 A & L SERVICES, INC.	12,000.00	12,000.00
5/13/19	33235	2020SC 1020SC	Invoice: 3012173 AMERICAN TOWER CORPORATION	601.39	601.39
5/13/19	33236	2020SC 1020SC	Invoice: 2019 MATCH CITY OF BENICIA	24,155.25	24,155.25
5/13/19	33237	2020SC 1020SC	Invoice: A912327 BSK ASSOCIATES	900.00	900.00
5/13/19	33238	2020SC 1020SC	Invoice: 124761/1 CALIFORNIA SURVEYING & DRAFTIN	1,033.30	1,033.30
5/13/19	33239	2020N 1020SC	Invoice: 17-1032-2-1 CBEC	3,103.55	3,103.55
5/13/19	33240	2020SC 1020SC	Invoice: 8554 CHAVEZ TRANSPORT, INC.	950.00	950.00
5/13/19	33241	2020SC 1020SC	Invoice: 4823570-0003 CRESCO EQUIPMENT RENTAL	5,923.77	5,923.77
5/13/19	33242	2020SC 1020SC	Invoice: 4779 EYASCO, INC.	17,181.91	17,181.91
5/13/19	33243	2020SC 1020SC	Invoice: 182718 FRONTIER ENERGY	1,758.00	1,758.00
5/13/19	33244	2020SC 1020SC	Invoice: 119808 GHD, INC.	1,399.00	1,399.00
5/13/19	33245	2020SC 1020SC	Invoice: MAR-APR 2019 THOMAS MICHAEL HARDESTY	1,923.54	1,923.54

SOLANO COUNTY WATER AGENCY
Cash Disbursements Journal
For the Period From May 1, 2019 to May 31, 2019

Filter Criteria includes: Report order is by Check Number. Report is printed in Detail Format.

Date	Check #	Account ID	Line Description	Debit Amount	Credit Amount
5/13/19	33246	2020SC	Invoice: 92499	6,534.97	
		2020SC	Invoice: 92497	1,692.18	
		2020SC	Invoice: 92495	2,738.70	
		2020SC	Invoice: 92498	1,535.10	
		2020SC	Invoice: 92496	142.80	
		1020SC	HERUM \ CRABTREE \ SUNTAG		12,643.75
5/13/19	33247	2020SC	Invoice: CL22263	1,702.18	
		1020SC	INTERSTATE OIL COMPANY		1,702.18
5/13/19	33248	2020SC	Invoice: 19742	6,500.00	
		1020SC	MANN, URRUTIA, NELSON, CPAS		6,500.00
5/13/19	33249	2020SC	Invoice: NAPA WHOLE 2ND 18/19	156,000.00	
		1020SC	COUNTY OF NAPA		156,000.00
5/13/19	33250	2020SC	Invoice: 829512	21.00	
		2020SC	Invoice: 830409	21.00	
		2020SC	Invoice: 830594	37.93	
		2020SC	Invoice: 831113	87.23	
		2020SC	Invoice: 831294	88.40	
		2020SC	Invoice: 830404	10.71	
		2020SC	Invoice: 832007	10.92	
		2020SC	Invoice: 832058	17.04	
		2020SC	Invoice: 832093	96.81	
		1020SC	PISANIS AUTO PARTS		391.04
5/13/19	33251	2020SC	Invoice: 9587	4,830.45	
		1020SC	REGIONAL GOVERNMENT SERVICES		4,830.45
5/13/19	33252	2020SC	Invoice: WCP-54	2,040.50	
		1020SC	RICHARD HEATH & ASSOCIATES, INC.		2,040.50
5/13/19	33253	2020SC	Invoice: 0007703	55,235.22	
		2020SC	Invoice: 0007704	121,012.01	
		1020SC	SOLANO IRRIGATION DISTRICT		176,247.23
5/13/19	33254	2020SC	Invoice: 35178	352.00	
		2020SC	Invoice: 35200	342.00	
		2020SC	Invoice: 35202	704.00	
		2020SC	Invoice: 35199	352.00	
		2020SC	Invoice: 35196	342.00	
		2020SC	Invoice: 35203	684.00	
		2020SC	Invoice: 35201	684.00	
		2020SC	Invoice: 35197	684.00	
		2020SC	Invoice: 35198	342.00	
		2020SC	Invoice: 35194	352.00	
		2020SC	Invoice: 35186	352.00	
		2020SC	Invoice: 35181	349.00	
		2020SC	Invoice: 35189	1,046.00	
		2020SC	Invoice: 35195	349.00	
		2020SC	Invoice: 35193	1,046.00	
		2020SC	Invoice: 35191	342.00	
		2020SC	Invoice: 35187	352.00	
		2020SC	Invoice: 35185	704.00	
		2020SC	Invoice: 35183	352.00	
		2020SC	Invoice: 35180	694.00	
		2020SC	Invoice: 35182	704.00	
		2020SC	Invoice: 35184	704.00	
		2020SC	Invoice: 35188	289.00	
		2020SC	Invoice: 35190	352.00	
		2020SC	Invoice: 35192	704.00	
		2020SC	Invoice: 35204	28,870.00	
		1020SC	SOUTHWEST ENVIRONMENTAL		42,047.00
5/13/19	33255	2020SC	Invoice: SCWA-GS-2019-01	11,157.90	
		1020SC	STREAMWISE		11,157.90
5/13/19	33256	2020SC	Invoice: 201905-13507	594.58	
		1020SC	TERRA REALTY ADVISORS, INC.		594.58
5/13/19	33257	2020SC	Invoice: BAWMRP #25	585.00	
		1020SC	THINKING GREEN CONSULTANTS		585.00

SOLANO COUNTY WATER AGENCY
Cash Disbursements Journal
For the Period From May 1, 2019 to May 31, 2019

Filter Criteria includes: Report order is by Check Number. Report is printed in Detail Format.

Date	Check #	Account ID	Line Description	Debit Amount	Credit Amount
5/13/19	33258	2020SC	Invoice: 300351736	429.44	
		2020SC	Invoice: 300351741		143.86
		2020SC	Invoice: 200453513	488.95	
		2020SC	Invoice: 300354208	66.48	
		1020SC	TRACTOR SUPPLY CREDIT PLAN		841.01
5/13/19	33259	2020SC	Invoice: MARIA SONIA HERNANDE	564.00	
		1020SC	MARIA SONIA HERNANDEZ		564.00
5/13/19	33260	2020SC	Invoice: LPCCC-FY2018-19_8	1,012.00	
		2020SC	Invoice: LPCCC-FY2018-19_9	1,807.50	
		2020SC	Invoice: SCWA_FY2018-19_8	14,105.08	
		2020SC	Invoice: SCWA_FY2018-19_7	11,016.11	
		2020SC	Invoice: LPCCC-FY2018-19_7	1,716.50	
		2020SC	Invoice: SCWA_FY2018-19_9	8,488.36	
		2020SC	Invoice: SCWA_FY2018-19_10	11,434.60	
		2020SC	Invoice: LPCCC-FY2018-19_10	1,234.00	
		1020SC	KEN W. DAVIS, DBA		50,814.15
5/13/19	33260V	2020SC	Invoice: LPCCC-FY2018-19_8		1,012.00
		2020SC	Invoice: LPCCC-FY2018-19_9		1,807.50
		2020SC	Invoice: SCWA_FY2018-19_8		14,105.08
		2020SC	Invoice: SCWA_FY2018-19_7		11,016.11
		2020SC	Invoice: LPCCC-FY2018-19_7		1,716.50
		2020SC	Invoice: SCWA_FY2018-19_9		8,488.36
		2020SC	Invoice: SCWA_FY2018-19_10		11,434.60
		2020SC	Invoice: LPCCC-FY2018-19_10		1,234.00
		1020SC	KEN W. DAVIS, DBA	50,814.15	
5/13/19	33261	2020SC	Invoice: 772339	1,240.46	
		1020SC	YELLOW SPRINGS INSTRUMENT CO.		1,240.46
5/13/19	33262	2020SC	Invoice: 2019 VIDEO CONTEST	250.00	
		1020SC	BRENT MANUAL		250.00
5/13/19	33263	2020SC	Invoice: 2019 VIDEO CONTEST	125.00	
		1020SC	DERRIAN SHIPP		125.00
5/13/19	33264	2020SC	Invoice: 2019 VIDEO CONTEST	500.00	
		1020SC	EMILY EDE		500.00
5/13/19	33265	2020SC	Invoice: 2019 VIDEO CONTEST	500.00	
		1020SC	JENNIFER AULT		500.00
5/13/19	33266	2020SC	Invoice: 2019 VIDEO CONTEST	250.00	
		1020SC	NADJA FITCHHORN		250.00
5/13/19	33267	2020SC	Invoice: 2019 VIDEO CONTEST	125.00	
		1020SC	PATRICK FLETCHER		125.00
5/13/19	33268	2020SC	Invoice: 2019 VIDEO CONTEST	125.00	
		1020SC	ROBBIE ROSELL		125.00
5/13/19	33269	2020SC	Invoice: 10663	816.74	
		1020SC	ALL SPORTS EMBROIDERY		816.74
5/13/19	33270	2020SC	Invoice: 17802	629.64	
		2020SC	Invoice: 17870	490.30	
		2020SC	Invoice: 17862	1,782.23	
		2020SC	Invoice: 17865	1,470.45	
		1020SC	CENTRAL VALLEY EQUIPMENT REPAIR		4,372.62
5/13/19	33270V	2020SC	Invoice: 17802		629.64
		2020SC	Invoice: 17870		490.30
		2020SC	Invoice: 17862		1,782.23
		2020SC	Invoice: 17865		1,470.45
		1020SC	CENTRAL VALLEY EQUIPMENT REPAIR	4,372.62	
5/13/19	33271	2020SC	Invoice: 6026210	48.63	
		2020SC	Invoice: 6026211	268.15	
		2020SC	Invoice: 3210298	152.44	
		2020SC	Invoice: 1026815	52.79	
		2020SC	Invoice: 1026816	139.42	

SOLANO COUNTY WATER AGENCY
Cash Disbursements Journal
For the Period From May 1, 2019 to May 31, 2019

Filter Criteria includes: Report order is by Check Number. Report is printed in Detail Format.

Date	Check #	Account ID	Line Description	Debit Amount	Credit Amount
		2020SC	Invoice: 5488858	160.55	
		2020SC	Invoice: 4565300	465.34	
		2020SC	Invoice: 3013758	477.92	
		2020SC	Invoice: 8021504	182.92	
		2020SC	Invoice: 8021503	5.95	
		2020SC	Invoice: 4015341	203.31	
		2020SC	Invoice: 1015443	199.98	
		2020SC	Invoice: 1015444	44.65	
		2020SC	Invoice: 0081099	67.69	
		2020SC	Invoice: 0081100	139.00	
		2020SC	Invoice: 9015853	63.66	
		2020SC	Invoice: 9015783	116.06	
		1020SC	HOME DEPOT CREDIT SERVICE		2,788.46
5/13/19	33272	2020SC	Invoice: 001231	170.64	
		2020SC	Invoice: 001181	120.46	
		2020SC	Invoice: 001236	172.98	
		2020SC	Invoice: 025999	145.90	
		2020SC	Invoice: 007853	164.51	
		1020SC	SAM'S CLUB		774.49
5/13/19	33273	2020SC	Invoice: 17802	629.64	
		2020SC	Invoice: 17870	490.30	
		2020SC	Invoice: 17862	1,782.23	
		2020SC	Invoice: 17865	1,470.45	
		1020SC	CENTRAL VALLEY EQUIPMENT REPAIR		4,372.62
5/13/19	33274	2020SC	Invoice: 2019 VIDEO CONTEST	1,500.00	
		1020SC	ABNER RAMOS		1,500.00
5/21/19	33275	2020SC	Invoice: 217248	34.00	
		1020SC	A & L WESTERN AGRICULTURAL LABS		34.00
5/21/19	33276	2020SC	Invoice: 1968426	144.91	
		1020SC	THE REINALT-THOMAS CORP		144.91
5/21/19	33277	2020SC	Invoice: 2019 IEP	195.00	
		1020SC	AMERICAN FISHERIES SOCIETY CA NEVADA CH		195.00
5/22/19	33277V	2020SC	Invoice: 2019 IEP		195.00
		1020SC	AMERICAN FISHERIES SOCIETY CA NEVADA CH	195.00	
5/21/19	33278	2020SC	Invoice: 000013050545	255.09	
		2020SC	Invoice: 000013050590	164.69	
		1020SC	CALNET3		419.78
5/21/19	33279	2020N	Invoice: 18-1010-10	1,357.50	
		1020SC	CBEC		1,357.50
5/21/19	33280	2020SC	Invoice: 332566CH004	12,034.00	
		1020SC	CH2M HILL		12,034.00
5/21/19	33281	2020SC	Invoice: 5013689280	120.28	
		1020SC	CINTAS CORPORATION		120.28
5/21/19	33282	2020SC	Invoice: 1Z189086	117.16	
		1020SC	HORIZON DISTRIBUTORS, INC.		117.16
5/21/19	33283	2020SC	Invoice: 3113	1,030.00	
		1020SC	J.T. MARTIN		1,030.00
5/21/19	33283V	2020SC	Invoice: 3113		1,030.00
		1020SC	J.T. MARTIN	1,030.00	
5/21/19	33284	2020N	Invoice: 5.16.2019	1,015.00	
		1020SC	ERIC W. LARSEN, Ph.D.		1,015.00
5/21/19	33285	2020SC	Invoice: 34919	16,749.00	
		1020SC	LUHDORFF & SCALMANINI		16,749.00
5/21/19	33286	2020SC	Invoice: 202937	12.98	
		1020SC	MARTIN'S METAL FABRICATION &		12.98

SOLANO COUNTY WATER AGENCY
Cash Disbursements Journal
For the Period From May 1, 2019 to May 31, 2019

Filter Criteria includes: Report order is by Check Number. Report is printed in Detail Format.

Date	Check #	Account ID	Line Description	Debit Amount	Credit Amount
5/21/19	33287	2020SC 2020SC 1020SC	Invoice: 1592730 Invoice: 1592731 MT. DIABLO RESOURCE RECOVERY	816.41 739.06	1,555.47
5/21/19	33288	2020SC 1020SC	Invoice: 4/12/19-5/12/19 PACIFIC GAS & ELECTRIC CO,	1,257.52	1,257.52
5/21/19	33289	2020SC 2020SC 1020SC	Invoice: APR - DEC 2018 Invoice: JAN 2019-MAR 2019 PUTAH CREEK COUNCIL	5,587.18 67,457.85	73,045.03
5/21/19	33290	2020SC 1020SC	Invoice: 44353159 RECOLOGY VACAVILLE SOLANO	253.75	253.75
5/21/19	33291	2020SC 1020SC	Invoice: 01266 SHELDON	99.00	99.00
5/21/19	33292	2020SC 2020SC 1020SC	Invoice: 0007708 Invoice: 0007707 SOLANO IRRIGATION DISTRICT	148.79 12,638.18	12,786.97
5/21/19	33293	2020SC 1020SC	Invoice: 21999 SUMMERS ENGINEERING, INC.	5,584.89	5,584.89
5/21/19	33294	2020SC 1020SC	Invoice: 2019-4-SCWA SUSTAINABLE SOLANO	12,409.89	12,409.89
5/21/19	33295	2020SC 1020SC	Invoice: 731372 SYAR INDUSTRIES, INC	1,713.71	1,713.71
5/21/19	33296	2020SC 2020SC 2020SC 2020SC 2020SC 2020SC 2020SC 2020SC 2020SC 1020SC	Invoice: LPCCC-FY2018-19_7 Invoice: SCWA_FY2018-19_7 Invoice: LPCCC-FY2018-19_9 Invoice: LPCCC-FY2018-19_8 Invoice: SCWA_FY2018-19_8 Invoice: SCWA_FY2018-19_9 Invoice: SCWA_FY2018-19_10 Invoice: LPCCC-FY2018-19_10 KEN W. DAVIS, DBA	1,716.50 11,016.11 1,807.50 1,012.00 14,105.08 8,488.36 11,434.60 1,234.00	50,814.15
5/21/19	33297	2020SC 1020SC	Invoice: 1154 WILSON PUBLIC AFFAIRS	3,504.26	3,504.26
5/21/19	33298	2020SC 1020SC	Invoice: 7102 WINTERS AGGREGATE, LLC	390.14	390.14
5/21/19	33299	2020SC 1020SC	Invoice: 12885 WINTERS BROADBAND	595.00	595.00
5/21/19	33300	2020SC 2020SC 2020SC 1020SC	Invoice: 19-026-T JUN 2019 Invoice: 19-258-V APR 2019 Invoice: 19-024-O JUN 2019 DEPARTMENT OF WATER RESOURCES	574,599.00 1,057.00	6,291.00 569,365.00
5/21/19	33301	2020SC 1020SC	Invoice: 3113 J.T. MARTIN	830.00	830.00
5/21/19	33302	2020SC 1020SC	Invoice: 843 STATE WATER CONTRACTORS	5,000.00	5,000.00
5/21/19	33303	2020SC 1020SC	Invoice: 438716 ANDY W.GIANNINI	3,143.55	3,143.55
5/21/19	33304	2020U 1020SC	Invoice: EDWARD FABI EDWARD FABI	125.00	125.00
5/28/19	33305	2020SC 1020SC	Invoice: 2664 AG INNOVATIONS	6,532.71	6,532.71
5/28/19	33306	2020SC 1020SC	Invoice: 2019 IEP AMERICAN FISHERIES SOCIETY CA NEVADA CH	195.00	195.00
5/28/19	33307	2020SC	Invoice: 17880	1,327.25	

SOLANO COUNTY WATER AGENCY
Cash Disbursements Journal
For the Period From May 1, 2019 to May 31, 2019

Filter Criteria includes: Report order is by Check Number. Report is printed in Detail Format.

Date	Check #	Account ID	Line Description	Debit Amount	Credit Amount
		2020SC 1020SC	Invoice: 17885 CENTRAL VALLEY EQUIPMENT REPAIR	266.48	1,593.73
5/28/19	33308	2020SC 1020SC	Invoice: 8632 CHAVEZ TRANSPORT, INC.	883.50	883.50
5/28/19	33309	2020SC 1020SC	Invoice: 4823570-0004 CRESCO EQUIPMENT RENTAL	5,923.77	5,923.77
5/28/19	33310	2020SC 1020SC	Invoice: MAY 2019 LEG MTG DALE CROSSLEY	100.00	100.00
5/28/19	33311	2020N 1020SC	Invoice: 6-556-29368 FEDEX EXPRESS	351.02	351.02
5/28/19	33312	2020SC 1020SC	Invoice: 182370 FRONTIER ENERGY	1,183.50	1,183.50
5/28/19	33313	2020SC 1020SC	Invoice: 25907 GARCIA AND ASSOCIATES	2,337.90	2,337.90
5/28/19	33314	2020SC 1020SC	Invoice: C58735 MECOM EQUIPMENT, LLC	3,065.98	3,065.98
5/28/19	33315	2020SC 1020SC	Invoice: 2536130 RAY MORGAN COMPANY	590.03	590.03
5/28/19	33316	2020SC 2020SC 2020SC 1020SC	Invoice: 1347 Invoice: 1348 Invoice: 1355 SOLANO RESOURCE CONSERVATION DISTRICT	1,713.76 6,727.23 7,108.53	15,549.52
5/28/19	33317	2020SC 1020SC	Invoice: SLT 10197 SOLANO LAND TRUST	25,000.00	25,000.00
5/28/19	33318	2020SC 1020SC	Invoice: 35216 SOUTHWEST ENVIRONMENTAL	26,163.00	26,163.00
5/28/19	33319	2020SC 1020SC	Invoice: 006492990046JUN 2019 STANDARD INSURANCE COMPANY	1,873.23	1,873.23
5/28/19	33320	2020SC 1020SC	Invoice: 2287689741 STAPLES	149.87	149.87
5/28/19	33321	2020SC 1020SC	Invoice: 9062 TERRAPHASE ENGINEERING	27,432.55	27,432.55
5/28/19	33322	2020SC 1020SC	Invoice: TERESA SEAVER TERESA SEAVER	1,000.00	1,000.00
5/28/19	33323	2020SC 1020SC	Invoice: 2019-26 IN COMMUNICATIONS	5,968.78	5,968.78
5/28/19	33324	2020SC 1020SC	Invoice: 9004 ZUN ZUN	5,750.00	5,750.00
5/29/19	33325	2020SC 1020SC	Invoice: MEMBERSHIP 19-20 BAY AREA WATER WORKS ASSOCIATION	25.00	25.00
5/25/19	ASHLEY APR 2019	2020SC 1020SC	Invoice: ASHLEY APR 2019 UMPQUA BANK	805.28	805.28
5/25/19	COLIAS APR 2019	2020SC 1020SC	Invoice: COLIAS APR 2019 UMPQUA BANK	100.72	100.72
5/25/19	CRUZ APR 2019	2020SC 1020SC	Invoice: CRUZ APR 2019 UMPQUA BANK	1,038.44	1,038.44
5/25/19	CUETARA APR 2019	2020SC 1020SC	Invoice: CUETARA APR 2019 UMPQUA BANK	438.34	438.34
5/1/19	EFT	2020SC 1020SC	Invoice: HEALTH MAY 2019 CALPERS	24,273.20	24,273.20

SOLANO COUNTY WATER AGENCY

Cash Disbursements Journal

For the Period From May 1, 2019 to May 31, 2019

Filter Criteria includes: Report order is by Check Number. Report is printed in Detail Format.

Date	Check #	Account ID	Line Description	Debit Amount	Credit Amount
5/10/19	EFT	2020SC 1020SC	Invoice: 2019050801 PAYCHEX, INC.	258.80	258.80
5/4/19	EFT	2024AC 6012AC 1020SC	EMPLOYEE LIABILITIES PPE 05.04.19 EMPLOYER LIABILITIES PPE 05.04.19 PAYROLL TAXES	17,891.46 3,024.82	20,916.28
5/8/19	EFT	2020SC 1020SC	Invoice: SIP PPE 05.04.19 CALPERS	4,880.31	4,880.31
5/8/19	EFT	2020SC 1020SC	Invoice: PPE 05.04.19 CALPERS	9,105.96	9,105.96
5/8/19	EFT	2020SC 1020SC	Invoice: PEPRA PPE 05.04.19 CALPERS	2,930.34	2,930.34
5/10/19	EFT	6111AC 6111AC 1020SC	FSA PARTICIPANT FEE - MAY 2019 STRATUS TIME - MAY 2019 PAYCHEX, INC.	118.00 377.46	495.46
5/16/19	EFT	2020SC 1020SC	Invoice: 3/13/19-4/11/19 PACIFIC GAS & ELECTRIC CO,	1,163.94	1,163.94
5/20/19	EFT	2020SC 1020SC	Invoice: 59206788 WEX BANK	1,159.19	1,159.19
5/22/19	EFT	2020SC 1020SC	Invoice: SIP PPE 05.18.19 CALPERS	4,880.31	4,880.31
5/22/19	EFT	2020SC 1020SC	Invoice: PPE 05.18.19 CALPERS	9,105.96	9,105.96
5/22/19	EFT	2020SC 1020SC	Invoice: PEPRA PPE 05.18.19 CALPERS	2,742.02	2,742.02
5/18/19	EFT	2024AC 6012AC 1020SC	EMPLOYEE LIABILITIES PPE 05.18.19 EMPLOYER LIABILITIES PPE 05.18.19 PAYROLL TAXES	17,461.63 3,232.95	20,694.58
5/24/19	EFT	2020SC 1020SC	Invoice: 2019052101 PAYCHEX, INC.	273.80	273.80
5/9/19	EFT	2023AC 1020SC	FSA REPAYMENT 5.9.2019 ROLAND A. SANFORD	20.00	20.00
5/18/19	EFT	2023AC 1020SC	FSA REIMBURSEMENT 5.18.19 ROLAND A. SANFORD	46.03	46.03
5/4/19	EFT	2023AC 1020SC	FSA REIMBURSEMENT 5.4.2019 FLORENDO, ANDREW	24.36	24.36
5/30/19	EFT	2023AC 1020SC	FSA REIMBURSEMENT 5.30.2019 JUSTIN PASCUAL	678.01	678.01
5/25/19	FEHRENKAMP APR 2019	2020SC 1020SC	Invoice: FEHRENKAMP APR 2019 UMPQUA BANK	77.70	77.70
5/25/19	FLORENDO APR 2019	2020SC 1020SC	Invoice: FLORENDO APR 2019 UMPQUA BANK	963.44	963.44
5/25/19	FOWLER APR 2019	2020SC 1020SC	Invoice: FOWLER APR 2019 UMPQUA BANK	59.92	59.92
5/25/19	HERR APR 2019	2020SC 1020SC	Invoice: HERR APR 2019 UMPQUA BANK	17.06	17.06
5/25/19	HYER APR 2019	2020SC 1020SC	Invoice: HYER APR 2019 UMPQUA BANK	616.54	616.54
5/25/19	JONES APR 2019	2020SC 1020SC	Invoice: JONES APR 2019 UMPQUA BANK	36.29	36.29

SOLANO COUNTY WATER AGENCY
Cash Disbursements Journal
For the Period From May 1, 2019 to May 31, 2019

Filter Criteria includes: Report order is by Check Number. Report is printed in Detail Format.

Date	Check #	Account ID	Line Description	Debit Amount	Credit Amount
5/25/19	LEE APR 2019	2020SC 1020SC	Invoice: LEE APR 2019 UMPQUA BANK	767.06	767.06
5/25/19	MAROVICH APR 2019	2020SC 1020SC	Invoice: MAROVICH APR 2019 UMPQUA BANK	151.99	151.99
5/25/19	NGUYEN APR 2019	2020SC 1020SC	Invoice: NGUYEN APR 2019 UMPQUA BANK	1,163.06	1,163.06
5/25/19	PASCUAL APR 2019	2020SC 1020SC	Invoice: PASCUAL APR 2019 UMPQUA BANK	1,244.53	1,244.53
5/25/19	PATE APR 2019	2020SC 1020SC	Invoice: PATE APR 2019 UMPQUA BANK	409.31	409.31
5/25/19	RABIDOUX APR 2019	2020SC 1020SC	Invoice: RABIDOUX APR 2019 UMPQUA BANK	70.55	70.55
5/25/19	SANFORD APR 2019	2020SC 1020SC	Invoice: SANFORD APR 2019 UMPQUA BANK	4,182.11	4,182.11
5/25/19	SNYDER APR 2019	2020SC 1020SC	Invoice: SNYDER APR 2019 UMPQUA BANK	1,921.47	1,921.47
5/25/19	WILLINGMYRE APR 2019	2020SC 1020SC	Invoice: WILLINGMYRE APR 2019 UMPQUA BANK	593.68	593.68
Total				<u>1,916,825.47</u>	<u>1,916,825.47</u>

**ACTION OF
SOLANO COUNTY WATER AGENCY**

DATE: June 13, 2019

SUBJECT: Purchase of Replacement John Deere 135G Tracked Excavator for Solano Project

RECOMMENDATION:

Authorize General Manager to purchase a new John Deere 135G Tracked Excavator for the Solano Project, to replace a Caterpillar 314 Tracked Excavator that was destroyed by an engine fire.


FINANCIAL IMPACT:

Total estimated net cost of John Deere 135G Tracked Excavator: \$127,023.

BACKGROUND:

The Agency lost a Caterpillar 314 Tracked Excavator to an engine fire on October 15, 2018. The Caterpillar 314 excavator was used extensively for restoration projects on Putah Creek; clearing and grubbing invasive weeds, scarification of gravels to improve spawning habitat, construction of rock weirs, grading and erosion control. An insurance payment of \$95,181 has recently been received for the destroyed Caterpillar 314 excavator.

Caterpillar no longer manufactures the 314 model, but does manufacture the model 315F, which is similar to the 314 model. Staff interviewed several contractors who own or have used excavators for channel restoration projects. Highest recommendations were given to either John Deere or Caterpillar for performance, reliability and availability of replacement parts. The John Deere 135G and Caterpillar 315F are comparable. Staff compared government pricing for the John Deere 135G (\$193,125) and Caterpillar 315F (\$203,883) tracked excavators and found a 5.57% price advantage in favor of the John Deere 135G. In accordance with the Water Agency's procurement policy, the John Deere 135G tracked excavator is recommended.

Recommended: 
Roland Sanford, General Manager

<input type="checkbox"/> Approved as recommended	<input type="checkbox"/> Other (see below)	<input checked="" type="checkbox"/> Continued on next page
--	--	--

Modification to Recommendation and/or other actions:

I, Roland Sanford, General Manager and Secretary to the Solano County Water Agency, do hereby certify that the foregoing action was regularly introduced, passed, and adopted by said Board of Directors at a regular meeting thereof held on June 13, 2019 by the following vote:

Ayes:

Noes:

Abstain:

Absent:

Roland Sanford
General Manager & Secretary to the
Solano County Water Agency

Staff is proposing to purchase the John Deere 135G tracked excavator from Pape (John Deere's vendor). The nearest Pape dealer is located in Napa County. The total "out the door" cost is as follows:

Final Estimated Cost of John Deere 135G Tracked Excavator

#	Manufacturer	Price
1	John Deere 135G	\$ 193,125
2	Bio Oil	\$ 6,000
3	Sales Tax (7.625%)	\$ 15,183
4	Contingency (5%)	\$ 10,715
5	Less insurance claim reimbursement for Caterpillar 314	\$ - 95,181
	Total Cost	\$ 129,842

* Price includes requested add-on accessories (48" Bucket, 36" Bucket and 60" grading bucket), including sales tax.

RELEVANCE TO 2016-2025 SCWA STRATEGIC PLAN:

The purchase and use of this equipment is consistent with Goal #2 of the 2016-2025 Strategic Plan (*Water Management infrastructure: Optimize the use of SCWA managed infrastructure*).

**ACTION OF
SOLANO COUNTY WATER AGENCY**

DATE: June 13, 2019

SUBJECT: Pre-approval of Fiscal Year 2019-2020 Payments

RECOMMENDATIONS:

Authorize payments of the following bills for Fiscal Year 2019-2020 within budget amounts:

1. Payroll.
2. Water payments to the State of California for the State Water Project.
3. Payments to Napa County pursuant to the Napa Make Whole Agreement.
4. Payments to Solano Irrigation District for Building & Piper expenses, Putah South Canal & USBR Operations and maintenance expenses, and AG Water Conservation Expenses.
5. Payments to the Solano County Resource Management Department for labor and equipment charges of Ulati and Green Valley Flood Control projects.
6. Payments to consultants and contractors with Board approved contracts.
7. Payments to legal counsel.
8. Payments to CalPERS for health plan payments, retirement plan payments, and CERBT trust contributions.
9. Payments to Ray Morgan and TIAA Bank for Canon Copy Machine.

FINANCIAL IMPACT:

None.

BACKGROUND:

Each year staff requests that the Board authorize payments for items that are based on regular payment schedules and contractual obligations. Payment of these items will not require additional approval by the Board or purchase orders prior to payment. Payments made under this category will be reported to the Board of Directors in arrears.

Recommended: _____

Roland Sanford, General Manager

☐

Approved as
recommended

☐

Other
(see below)

☒

Continued on
next page

Modification to Recommendation and/or other actions:

I, Roland Sanford, General Manager and Secretary to the Solano County Water Agency, do hereby certify that the foregoing action was regularly introduced, passed, and adopted by said Board of Directors at a regular meeting thereof held on June 13, 2019 by the following vote:

Ayes:

Noes:

Abstain:

Absent:

Roland Sanford
General Manager & Secretary to the
Solano County Water Agency

10. Payments to Solano County Fleet Operations for repair and maintenance of Agency vehicles and equipment.
11. Ulatis & Green Valley Flood Control Projects costs for purchase, hauling & placement of rock rip rap.
12. Ulatis, Green Valley, and Solano Project culvert and pipe purchases.
13. Payments to ACWA-Joint Powers Insurance Authority for workers compensation, liability and property insurance, and dental premiums.
14. Lower Putah Creek Coordinating Committee Pre-Approved Expenditures.
15. Agency credit card (currently through Umpqua Bank) payment when individual charges are all \$500 or under (or pre-approved).
16. Payments for expenses associated with Board approved Grants.
17. Payments to CalPERS Long Term Care for long term care insurance premiums.
18. Payments for regulatory permits and permit fees for SCWA and LPCCC Projects.
19. Payments for the Turf Replacement Rebate Program.
20. Payments for vehicle and equipment repair expenses.
21. Payments to Verizon Wireless for cellular phone service.
22. Payments to CALNET3 for office telephone and data services
23. Herbicide and pesticide purchases for Flood Control projects.
24. Payments to laboratories for water quality analysis.
25. Payments to Standard Insurance Company for Short/Long Term Disability.
26. Payments to Staples, Inc. for office supplies when individual charges are \$500 or under (or pre-approved).
27. Payments to Interstate Oil and Chevron for fuel when individual charges are \$500 or under (or pre-approved).
28. Payments to vendor supply credit accounts for supplies when individual charges are \$500 or under (or pre-approved).
29. Payments to FedEx for shipping when individual charges are \$500 or under (or pre-approved).
30. Payments to Pitney Bowes for postage, equipment, and services.
31. Association dues to organizations identified in adopted FY 2019-2020 Budget.
32. Payments for software, hardware, and computer licenses identified in adopted FY 2019-2020 Budget.
33. Payments to government agencies for taxes owed.
34. Equipment rental for Operation & Maintenance of Ulatis and Green Valley Flood Control Projects
35. Equipment rental for Operation & Maintenance of the Solano Project.
36. Utility and telecommunication payments for the Solano Project.
37. Payments to Bartel Associates for actuarial services.

ACTION OF
SOLANO COUNTY WATER AGENCY

DATE: June 13, 2019

SUBJECT: SCWA Statement of Investment Policy for Fiscal Year 2019-2020

RECOMMENDATION:

Approve the following Statement of Investment Policy:

"Funds of the Solano County Water Agency shall only be invested in the State of California's Local Agency Investment Fund (LAIF), the Solano County Investment Pool, California Asset Management Program (CAMP) or Federal Deposit Insurance Corporation (FDIC) insured accounts in a bank or savings and loan association."

FINANCIAL IMPACT:

None

BACKGROUND:

State Law effective January 1, 1996 requires public agencies to annually approve a Statement of Investment Policy at a public meeting. Any changes to the policy must also be considered at a public meeting. The recommended investment policy is consistent with the current investment policy of the Water Agency, whereby all Water Agency funds are invested in the Local Agency Investment Fund (LAIF), the California Asset Management Program (CAMP) and FDIC insured accounts in a bank, and is consistent with State law.

Recommended: 

Roland Sanford, General Manager

☐

Approved as
recommended

☐

Other
(see below)

☐

Continued on
next page

Modification to Recommendation and/or other actions:

I, Roland Sanford, General Manager and Secretary to the Solano County Water Agency, do hereby certify that the foregoing action was regularly introduced, passed, and adopted by said Board of Directors at a regular meeting thereof held on June 13, 2019 by the following vote:

Ayes:

Noes:

Abstain:

Absent:

Roland Sanford
General Manager & Secretary to the
Solano County Water Agency

**ACTION OF
SOLANO COUNTY WATER AGENCY**

DATE: June 13, 2019

SUBJECT: Authorization to Purchase YSI Water Quality Monitoring Equipment

RECOMMENDATION:

Authorize General Manager to purchase water quality monitoring equipment (pH, turbidity, conductivity/temperature sensors) from Yellow Springs Instrument Company (YSI) for Solano Project operations.

FINANCIAL IMPACT:


Total cost not to exceed \$22,000. Funding is programmed and available in the FY 2018-2019 Solano Project budget for this expense.

BACKGROUND:

The Water Agency maintains several water quality monitoring stations in Lake Solano and along the Putah South Canal for the benefit of the Solano Project water users. The data provided by these monitoring stations is used by the Solano Project water users to optimize and adjust their water treatment and associated water operations as the quality of the Solano Project water supply changes, most notably in response to major storm events or during canal cleaning operations. Staff is proposing to install new YSI (pH, turbidity, water conductivity/temperature sensors (see attached Purchase Order Requisition Form) at the Terminal Reservoir of the Putah South Canal. The equipment will be installed and maintained by Water Agency staff and are commonly used throughout the Bay-Delta by the Department of Water Resources and the United States Geological Survey.

RELEVANCE TO 2016-2025 SCWA STRATEGIC PLAN

The purchase of water quality equipment is consistent with Goal #2 of the 2016-2025 Strategic Plan, optimizing the use of SCWA managed infrastructure.

Recommended: 
Roland Sanford, General Manager

☐

Approved as
recommended

☐

Other
(see below)

☐

Continued
on next page

Modification to Recommendation and/or other actions:

I, Roland Sanford, General Manager and Secretary to the Solano County Water Agency, do hereby certify that the foregoing action was regularly introduced, passed, and adopted by said Board of Directors at a regular meeting thereof held on June 13, 2019 by the following vote:

Ayes:

Noes:

Abstain:

Absent:

Roland Sanford
General Manager & Secretary to the
Solano County Water Agency



Quote Number: B165688
Quote Date: 4/18/2019
Quote Expiration Date: 6/28/2019

Quotation Prepared For:
Justin Pascual
Solano County Water Agency
810 Vaca Valley Pkwy
Vacaville, CA 95688
(707) 451-6090
jpascual@scwa2.com

Submitted By:
Diego Davis
858-790-1814
ddavis@ysi.com

AANDERAA



-ebro-

Global Water



O+Analytical
SI Analytics

SonTek



Quote Number B165688

Proposal Summary

#	Product	Description	List Price	Qty	Ext. Price
1	599503-00	EXO3 Sonde, No Depth, 5 Sensor Ports, Central Wiper Compatible - No depth sensor installed - No AUX Port / Compact Battery Compartment - Contains: Sonde, 2 D Batteries, Calibration Cup, Tool Kit, 3 port plugs, USB drive loaded with User Manual and KOR Software	\$4,999.00	1	\$4,999.00
2	599827	EXO Wiped Conductivity/Temperature Sensor - Purpose-built for combating sensor fouling in long-term monitoring applications - Designed and engineered for compatibility with EXO2 Sonde's Central Wiper - Additional Central Wiper Brush and Spacing Kit included	\$1,700.00	3	\$5,100.00
3	599702	EXO ISE02 pH Sensor Assembly, Unguarded, Ti - Patented user replaceable sensor head - Incorporates wet-mate connector and welded titanium housing	\$570.00	3	\$1,710.00
4	599101-01	EXO Turbidity Sensor, Ti - Compatible with any EXO sonde - Wide range Sensor reads from 0-4000 FNU - Incorporates wet-mate connector and welded titanium housing	\$1,845.00	3	\$5,535.00
5	599090-01	EXO Central Wiper, EXO2, Ti - Installs in center wiper port on EXO2 sonde only - Includes two wiper brushes and installation tool - Used in unattended monitoring deployments to reduce bio-fouling	\$1,225.00	2	\$2,450.00
6	599008-15	EXO 15-m Flying Lead Cable - Connects EXO sonde to DCP Signal Output Adapter	\$565.00	1	\$565.00

Subtotal: \$20,359.00

Total Net Price \$20,359.00

Subtotal \$20,359.00

Quote Number B165688

Freight Fixed Shipment \$80.00

Sales Tax, 8.125% \$1,654.17

Grand Total \$22,093.17

Terms Net 30

FOB Origin

This pricing is Proprietary and Confidential information. Neither this document nor its contents may be revealed or disclosed to unauthorized persons or sent outside the institution without prior permission from Xylem Inc. This order is subject to the Standard Terms and Conditions of Sale - Xylem Americas effective on the date the order is accepted which terms are available at <https://www.xylem.com/en-US/support/xylem-americas-standard-terms-and-conditions/> and incorporated herein by reference and made a part of the agreement between parties.

Quote Number B165688

Ordering Instructions:

Credit Card Reference This Quote Number	Call: (937) 767-7241 (Option 3)
Purchase Order Include a Copy of Quote with PO	Email: orders@ysi.com Fax: (937) 767-1058 Mail: YSI Incorporated Attn: Order Entry 1725 Brannum Lane Yellow Springs, OH 45387

- All purchase orders should be accompanied with a copy of this quote or clearly reference the quotation number.
- All purchase orders should have a complete billing and complete shipping address on the purchase order.
- For order acknowledgement please provide email address to send updates on order. Email Address: _____
- Taxes and Tariffs are additional and are not included in the above pricing unless explicitly stated as a line item.
- Shipping charges are additional and are not included in the above pricing unless explicitly stated as a line item.
- Tax Exempt customers must include their Tax ID on their Purchase Order. Proof of Tax Exempt status may be required.

Business Information:

YSI Incorporated
Tax Identification #: 31-0526418
DUNS #: 004246716

Remit to Address for Orders:

Checks (Drawn on US Banks Only)

YSI Incorporated
PO Box 640373
Cincinnati OH 45264-0373

ACH (With ADDENDA Record)

US Bank NA
Cincinnati, OH 45202
Acct# 8506321; ABA# 042000013

ACTION OF
SOLANO COUNTY WATER AGENCY

DATE: June 13, 2019

SUBJECT: Solano Project Operations and Flood Network Equipment Upgrades

RECOMMENDATION:

Authorize General Manager to purchase software and hardware from Eyasco Inc. to enhance the security and reliability of the Solano Project operations and flood monitoring communication networks.

FINANCIAL IMPACT:

Total cost not to exceed \$56,500. Funding is programmed and available in the FY 2018-2019 Solano Project budget for this expense.

BACKGROUND:

The Putah Diversion Dam (PDD) and Putah South Canal (PSC) are part of the federally owned Solano Project. The Water Agency is responsible for operation, maintenance, and routine replacement of facility components at the PDD and all 12 control checks along the PSC. As part of the Solano Project Rehabilitation and Betterment Program the Agency is upgrading old controllers and communication devices at the PDD and PSC to enhance security and provide additional features that will be used by operations staff. The equipment will be installed and maintained by Agency staff. A listing of the items proposed for purchase is presented in the attached Purchase Order Requisition Form.

Recommended: 
Roland Sanford, General Manager

<input type="checkbox"/> Approved as recommended	<input type="checkbox"/> Other (see below)	<input type="checkbox"/> Continued on next page
--	--	---

Modification to Recommendation and/or other actions:

I, Roland Sanford, General Manager and Secretary to the Solano County Water Agency, do hereby certify that the foregoing action was regularly introduced, passed, and adopted by said Board of Directors at a regular meeting thereof held on June 13, 2019 by the following vote:

Ayes:

Noes:

Abstain:

Absent:

Roland Sanford
General Manager & Secretary to the
Solano County Water Agency

File: *****

12 10/10/10

10/10/10

10/10/10

10/10/10

10/10/10

10/10/10

10/10/10

10/10/10

10/10/10

10/10/10

10/10/10

10/10/10

10/10/10

10/10/10

10/10/10

10/10/10

10/10/10

10/10/10

10/10/10

10/10/10

10/10/10

10/10/10

10/10/10

10/10/10

10/10/10

10/10/10

10/10/10

10/10/10

10/10/10

10/10/10

ORDERED BY:

SOLANO COUNTY WATER AGENCY

810 VACA VALLEY PARKWAY

SUITE 203

VACAVILLE, CA 95688

U.S.A.

Voice: 707-451-6090

Fax: 707-451-6099

PURCHASE ORDER

Purchase Order No.: A2019-144

Date Issued: 5/22/19

To:
EYASCO, INC. 125 HANGAR WAY, SUITE 290 WATSONVILLE, CA 95076

Ship To:
SOLANO COUNTY WATER AGENCY 810 VACA VALLEY PARKWAY SUITE 203 VACAVILLE, CA 95688 U.S.A.

Good Thru	Ship Via	Account No.	Terms
6/21/19			Net 30 Days

Quantity	Item	Description	Unit Cost	Amount
28.00		CR300 DATALOGGERS	646.35	18,097.80
17.00		CR310 DATALOGGERS WITH ETHERNET	860.25	14,624.25
26.00		BULLETCAT9 ULTRAFast CAT9 LTE MODEMS	492.50	12,805.00
30.00		CSI'S 4G SOLUTION ANTENNA KIT	88.00	2,640.00
10.00		CELLULAR ANTENNA CABLE TYPE N MALE TO SMA 12 FT	79.98	799.80
20.00		ANTENNA CABLE LMR195 W/SMA & TYPE N MALE CONNECTOR 3 FT	73.75	1,475.00
2.00		ROTARY ENDOCER - 16 TURNS/4 BITS	680.00	1,360.00
1.00		TAX	4,791.67	4,791.67
1.00		SHIPPING	150.00	150.00
			TOTAL	\$56,743.52

Authorized Signature _____

RECEIVED BY THE DIRECTOR, FBI, MAY 2 1964

COMMUNICATIONS SECTION

RECEIVED BY THE DIRECTOR, FBI, MAY 2 1964

COMMUNICATIONS SECTION
FBI - NEW YORK

5:00 PM

TO DIRECTOR, FBI (100-10410)
FROM NEW YORK (100-10410)

5:00 PM

100-10410

100-10410

100-10410

100-10410

100-10410

100-10410

100-10410

100-10410

100-10410

100-10410

100-10410

100-10410

100-10410

100-10410

100-10410

100-10410

100-10410

100-10410

100-10410

100-10410

SOLANO COUNTY WATER AGENCY

PURCHASE ORDER REQUISITION FORM



Vendor Name: Eyasco Inc. (Campbell Scientific)
 Vendor Address: 125 Hangar Way #290
Watsonville, CA 95076

 Phone #: (831) 687-0186

 FAX #: (866) 335-2084

BILL TO: Solano County Water Agency
 810 Vaca Valley Parkway, Suite 203
 Vacaville, CA 95688
 (707) 451-6090

Agency Contact: Jay Cuetara
 Direct Phone: (707) 455-1110


SHIP TO: Solano County Water Agency
 810 Vaca Valley Parkway, Suite 203
 Vacaville, CA 95688

PAYMENT TERMS: 30 Days

DATE	Purchase Order Number	Quote Number/Customer Number	G/L Account Number
4/23/2019		17-19-1928	6144SC and 6144AC

QTY	Item Description	Unit Price	Ext. Price
28	CR300 Dataloggers	\$ 646.35	\$ 18,097.80
17	CR310 Dataloggers with ethernet	\$ 860.25	\$ 14,624.25
26	Bulletcat9 Ultrafast CAT9 LTE modems	\$ 492.50	\$ 12,805.00
30	CSI's 4G Solution Antenna Kit	\$ 88.00	\$ 2,640.00
10	Cellular Antenna Cable type N Male to SMA, 12 ft	\$ 79.98	\$ 799.80
20	Antenna Cable LMR195 w/SMA & Type N male Connector, 3 ft	\$ 73.75	\$ 1,475.00
2	Rotary Endocer - 16 Turns/4 bits	\$ 680.00	\$ 1,360.00
			\$ -

Purpose of Order:

Is Item in the Approved Budget :	Where in the Budget:
 Signature	Sub Total: \$ 51,801.85 Tax: \$ 4,791.67 Shipping: \$150 TOTAL \$ 56,743.52

5/22/19
 Date

ACTION OF
SOLANO COUNTY WATER AGENCY

DATE: June 13, 2019

SUBJECT: Purchase of Computer and SCADA Networks

RECOMMENDATION:

Authorize General Manager to purchase computer and SCADA (Supervisory Control and Data Acquisition) networks for business operations.

FINANCIAL IMPACT:

Total cost not to exceed \$197,729. Funding is programmed and available in the FY 2018-2019 budget for this expense.


BACKGROUND:

For many years the Water Agency has shared a computer network system with the Solano Irrigation District. While providing some cost savings, in today's world of malware and cyber-attacks this approach poses significant risk to both the Water Agency and Solano Irrigation District operations. Given the heavy reliance on computer and automated systems by both organizations, staff is recommending the Water Agency establish its own computer network system.

RELEVANCE TO 2016-2025 SCWA STRATEGIC PLAN:

Development of a stand-alone computer network for the Agency will improve efficiencies, reliability, and productivity to all Agency business, thus contributing to all goals and objectives of the 2016-2025 Strategic Plan. Development of a SCADA network is specifically consistent with Goal 5 (*Maintain data that supports effective, efficient water supply*), Objective A (*Maintain an integrated water-related data management system*) of the 2016-2025 Strategic Plan.

Recommended: _____


Roland Sanford, General Manager

☐

Approved as
recommended

☐

Other
(see below)

☐

Continued
on next page

Modification to Recommendation and/or other actions:

I, Roland Sanford, General Manager and Secretary to the Solano County Water Agency, do hereby certify that the foregoing action was regularly introduced, passed, and adopted by said Board of Directors at a regular meeting thereof held on June 13, 2019 by the following vote:

Ayes:

Noes:

Abstain:

Absent:

Roland Sanford
General Manager & Secretary to the
Solano County Water Agency

SOLANO COUNTY WATER AGENCY



MEMORANDUM

TO: Board of Directors

FROM: Roland Sanford, General Manager

DATE: June 6, 2019

SUBJECT June 2019 General Manager's Report

Water Supply Outlook

As of this writing Lake Berryessa is essentially at 100% capacity, with the water surface elevation just three inches below the lip of the glory hole spillway. The late rains in May, in addition to topping off the lake, blunted spring irrigation demands. In February the Department of Water Resources increased the 2019 North Bay Aqueduct water supply allocation to 85% of the full Table "A" contractual amount. In view of the unusually heavy Sierra snowpack it is possible that the allocation could be increased further – though probably not by much.

Phase I Dixon Watershed Study

The Draft Phase I Dixon Watershed Study report was completed on schedule. Water Agency, City of Dixon, Dixon Resource Conservation District and RD 2068 staff will be meeting shortly to review, discuss and prepare comments on the draft report. It is anticipated that the final report will be completed by the end of June.

Bay-Delta Plan Update/Voluntary Settlement Agreements

Considerable staff time has and at least for the balance of 2019 will continue to be directed toward the Bay-Delta Plan Update and more specifically, participation in the ongoing development of a Voluntary Settlement Agreement (now called the "Voluntary Agreement") that would encompass most of the major tributaries in the Sacramento River drainage, and possibly some tributaries in the San Joaquin River drainage. The effort is being led by State Secretary of Natural Resources Wade Crofoot and State Secretary of CalEPA Jared Blumenfeld, both of whom report to Governor Newsom.

Coordinating the proposed streamflow and physical habitat actions on the individual tributaries, so as to achieve the desired conditions in the Bay-Delta, is an exceedingly challenging technical and political task, and while the outcome remains uncertain, the "Voluntary Agreement pathway" continues to be a far more productive option than prolonged litigation – unless of course you are an attorney.




North Delta Arc Study 2018 Annual Report

Dr. John Durand and his team of researchers at UC Davis recently submitted their “North Delta Arc Study 2018 Annual Report: Cache and Lindsey Slough Water Quality, Productivity and Fisheries” report. The study, which was initiated in 2012, is currently funded by the Water Agency. The Water Agency’s involvement in the study began in 2017, when among other things, the study area was expanded to include additional sampling in Barker and upper Lindsey Slough, as well as Upper Cache Slough. As hoped, the study is producing valuable information that will be used to guide future restoration activities at the Water Agency’s Petersen Ranch, and has also identified potential habitat mitigation opportunities that the Ulati Flood Control Project, which drains to Upper Cache Slough, could provide on behalf of the Solano Project and/or in concert with the Solano Project Habitat Conservation Plan.


Solano Project Habitat Conservation Plan

Preparation of the Solano Project Habitat Conservation Plan is required pursuant to the 1999 Solano Project water supply contract between the Water Agency and Reclamation. It has been a long journey to say the least – one that is finally coming to the end, at least with respect to plan preparation and adoption by the regulatory agencies. A lengthy presentation to the Board is tentatively scheduled for this coming August.

Annual Lake Berryessa Inflow



Annual Lake Berryessa Inflow



SOLANO COUNTY WATER AGENCY



May 24, 2019

The Honorable Jim Wood
California State Assembly, District 2
State Capitol
P.O. Box 942849
Sacramento, CA 94249-0002

AB 557 (Wood) Atmospheric rivers research: SUPPORT

Assemblyman Wood:

On behalf of the Solano County Water Agency (Agency) I want to express our strong support for your AB 557. Improving our collective understanding of atmospheric rivers and more specifically, the ability to accurately forecast the occurrence and magnitude of atmospheric rivers, has obvious water management benefits.

The Agency obtains its primary water supply from and operates Lake Berryessa and associated Solano Project facilities pursuant to contracts with the United States Bureau of Reclamation. In addition, the Agency operates and maintains flood control facilities in central and southern Solano County. Solano County, like coastal California, is on the "front line" with respect to incoming atmospheric rivers. Accordingly, we believe AB 557 and the research it would produce could be invaluable to our operations.

In closing, we very much appreciate your leadership on this matter. Please contact me if you have any questions or if the Agency can be of assistance.

Sincerely,

A handwritten signature in dark ink, appearing to read 'Roland A. Sanford', is placed over the typed name.

Roland A. Sanford
General Manager

cc: Assemblywoman Cecilia Aguiar-Curry
SCWA Board of Directors

810 Vaca Valley Parkway, Suite 203
Vacaville, CA 95688
(707) 451-6090
Fax (707) 451-6099

10/10/2012

10/10/2012

10/10/2012

10/10/2012

10/10/2012

10/10/2012

10/10/2012

10/10/2012

10/10/2012

10/10/2012

10/10/2012

10/10/2012

10/10/2012

10/10/2012

10/10/2012

10/10/2012

10/10/2012

10/10/2012

10/10/2012

10/10/2012

10/10/2012

10/10/2012

10/10/2012

10/10/2012

SOLANO COUNTY WATER AGENCY



May 24, 2019

The Honorable Chris Holden
California State Assembly, District 41
State Capitol
P.O. Box 94249-0041
Sacramento, CA 94249-0041

AB 533 (Holden) Turf removal water conservation program: SUPPORT

Assemblyman Holden:

On behalf of the Solano County Water Agency (Agency) I want to express our strong support for your AB 533. Turf rebates have proven to be one of the Agency's most popular and effective water conservation tools. AB 533 would help incentive participation in turf rebate programs like ours by excluding turf rebates from State income taxes.

We very much appreciate your leadership on this matter. Please contact me if you have any questions or if the Agency can be of assistance.

Sincerely,

A handwritten signature in black ink, appearing to read 'Roland A. Sanford'.

Roland A. Sanford
General Manager

cc: SCWA Board of Directors

810 Vaca Valley Parkway, Suite 203
Vacaville, CA 95688
(707) 451-6090
Fax (707) 451-6099

SOLANO COUNTY WATER AGENCY



May 24, 2019

The Honorable Bill Dodd
California State Senate, District 3
State Capitol, Room 4037
Sacramento, CA 95814

SB 16 (Dodd) Stream flow gauging stations: SUPPORT

Senator Dodd:

As we discussed earlier this year, the Solano County Water Agency (Agency) strongly supports your SB 16, which requires the Department of Water Resources to develop a plan for modernizing the existing network of stream flow gauging stations across the State.

We very much appreciate your leadership on this matter. The need for reliable stream flow data is to water management organizations what motor oil is to a car mechanic – without it things may work for a while, but the ultimate outcome is not good.

Please contact me if you have any questions or if the Agency can be of assistance.

Sincerely,

A handwritten signature in black ink, appearing to read 'Roland A. Sanford'.

Roland A. Sanford
General Manager

cc: SCWA Board of Directors

810 Vaca Valley Parkway, Suite 203
Vacaville, CA 95688
(707) 451-6090
Fax (707) 451-6099

**REPORT OF CONSTRUCTION CHANGE ORDERS AND
CONTRACTS APPROVED BY GENERAL MANAGER UNDER
DELEGATED AUTHORITY**

Construction Contract Change Orders (15% of original project costs or \$50,000, whichever is less) - none

Construction Contracts (\$45,000 and less) - none

Professional Service Agreements (\$45,000 and less) -

Ca Water Efficiency Partnership, QWEL Training Pre Planning Services - \$30,000

Cbec, Lower Cordelia Floodplain Reconnaissance II - \$29,547

Non-Professional Service Agreements (\$45,000 and less) -

Construction contracts resulting from informal bids authorized by SCWA Ordinance- none

Note: Cumulative change orders or amendments resulting in exceeding the dollar limit need Board approval.

NEWS ARTICLES

NEWS > AGRICULTURE

Sustainable Solano is connecting a neighborhood through gardening



One thing the owners of this Vallejo home wanted as part of their permaculture garden is an area for herbs, which is what's going in here, along with a swale to help irrigate with rain water. (Rachel Raskin-Zrihen — Times-Herald)

By RACHEL RASKIN-ZRIHEN | rzrihen@timesheraldonline.com |
Vallejo Times Herald
May 25, 2019 at 3:52 pm

A Vallejo neighborhood was a hub of activity Saturday as participants worked to create Sustainable Solano's first Resilient Neighborhood on a stretch of Louisiana Street.

The group, which began as a Benicia community garden, has grown to create sustainable gardens in front and back yards around the County, and this is its first time expanding to include four neighboring houses.

Program Manager Kassie Munro of Napa said this project is the group's largest in scale and scope, but members hope the concept catches on and such sustainable, edibles and shade-producing gardens start springing up all over Solano County.

ADVERTISING

"We want to see neighborhoods that take better care of their environment and each other," she said. "We're focusing on creating life-supporting eco-system services – producing food, creating shade and cycling water. We capture roof water and use it by channeling it through swales, to where we want it to go."



Neighbors and other volunteers work with Sustainable Solano to install a permaculture garden in the backyard of one house on a block where a total of four homes will have edibles and shade trees growing in their front and/or back yards to enjoy and share, as part of a pilot project. (Rachel Raskin-Zrihen — Times-Herald)

Program spokeswoman Allison Angel, said the plan is to transform this central Vallejo street “into an environmentally and socially resilient community hub. Using landscaping elements of our Sustainable Backyard program as a foundation, this new program will build in additional resiliency elements focused on temperature regulation and strengthening community networks.”

The design will treat the homes as part of the same ecosystem, linking them together through shared services and planned diversity, like providing shade in communal areas and producing a varied supply of food, she said.

“Over time, we plan to work with this established team to bring additional neighbors and community organizations into the hub as part of a larger movement to transform our cities into more regenerative, equitable and resilient places to live,” Angel said.

Plants going in, in the back and/or front yards of the four homes selected include native edible perennials, pollinators and various types of fruit trees.

“It’s about stacking functions,” Munro said. “Like, an orange tree – it produces shade, provides food, captures carbon and helps cycle water. We’re trying to create a shift change, back to the way nature designed it.”

Thirty-three-year Benicia resident Marilyn Bordet is chair of Sustainable Solano. She said the backyard program worked so well, "We decided to expand it. We're all about resilient neighborhoods."

The group applied for and was awarded a \$100,000 PG&E Foundation grant to help fund the effort, she said.

"It's like environmental justice," Bordet said. "Like the victory gardens in world War II. We're trying to get back to some of the things Americans have always done. We're trying to encourage small sale farming in Solano County."

At least a dozen volunteers, including the neighbors whose yards are being transformed, and some whose yards aren't yet, pitched in to held Saturday.

"I'm interested in doing this for my yard; for my neighborhood," said Maria Munoz, who stopped by Saturday, but lives in another part of town. "I attended some of the workshops. I believe in their principals – in using native plants, pollinators and good use of water."

Joanna Palmer said her house is among those selected for inclusion, and she couldn't be more excited.

"We've been in California about a year and a half, partly to be in a climate that's enjoyable to be outside in, where you can grow a garden," she said. "So Carla, our neighbor, met someone from sustainable Solano at an event and was told about this program, and told us about it and the minute we saw that, we knew we wanted to be involved."

Palmer said she and her family like the principles – more sustainability, efficient use of water, more edibles.

"We're getting a loquat tree and a couple of pineapple guavas," she said.

At least a couple of electeds stopped by to check on the project's progress on Saturday, the women said.

"The mayor (Bob Sampayan) was here, and Supervisor (Monica) Brown," she said. "It's pretty neat."

They hope the idea will spread.

"Permaculture. It's designing with nature, and it's already catching on," she said. "

Projects like Saturday's are a combination of community work day and hands-on educational workshop," Munro said. "It's creating people who can then teach it to others. It's low-tech, accessible. Anyone can do it."

Work on the Resilient Neighborhood Pilot Project is expected to go on until June.

Dominic Sanchez said his wife got their family involved in the project.

"They're going to do our front yard," he said, as he manhandled a mountain of mulch in a wheelbarrow. "We'll have a couple of trees... a Santa Rosa plum, and some kind of citrus. I love the idea that they're putting up fruit that people can walk by and grab a piece."

For more information, visit sustainablesolano.org.

Care about your community? We do, too.

Sign up for our Morning Report newsletter

Enter your email

SIGN UP



Rachel Raskin-Zrihen

With the Times-Herald since 1999, Rachel Raskin-Zrihen has been a reporter, writer and columnist for several print and online publications for nearly 30 years. She is the married mother of two grown sons and lives locally.

Follow Rachel Raskin-Zrihen @rachelvth

GEICO

...the ... of ...
...the ... of ...
...the ... of ...

...the ... of ...
...the ... of ...

...the ... of ...
...the ... of ...

...the ... of ...
...the ... of ...
...the ... of ...
...the ... of ...

...the ... of ...
...the ... of ...

...the ... of ...
...the ... of ...

...the ... of ...
...the ... of ...

...the ... of ...
...the ... of ...

...the ... of ...
...the ... of ...

...the ... of ...
...the ... of ...

...the ... of ...
...the ... of ...

...the ... of ...
...the ... of ...

...the ... of ...
...the ... of ...

...the ... of ...
...the ... of ...

...the ... of ...
...the ... of ...

...the ... of ...
...the ... of ...

...the ... of ...
...the ... of ...

...the ... of ...
...the ... of ...

...the ... of ...
...the ... of ...

...the ... of ...
...the ... of ...

...the ... of ...
...the ... of ...

ADVISORY COMMISSION UPDATES

**Solano Water Advisory Commission
Meeting Minutes
April 24, 2019**

Present: Roland Sanford, Chris Lee, Jeff Barich, SCWA; Leo Larkin, Kyle Ochendusko, Benicia; Cary Keaten, SID; Felix Riesenberger, Fairfield; Curtis Paxton, Vacaville; Beth Schoenberger, Mark Quady, Vallejo; Misty Kaltreider, Solano County; Greg Malcolm, Rio Vista.

The meeting was called to order at 12:34 PM.

1. Approval of Minutes

The minutes of the March 27, 2019 meeting were unanimously approved.

2. SCWA General Manager's Report

- a. Water Supply-Demand Analysis Working Group: No update.
- b. Ulatis Channels Working Group: No update.
- c. SCWA Board Items: The May SCWA Board of Directors meeting is cancelled.
- d. North Bay Aqueduct:
 - i. Water Exchanges: The Water Policy Committee met to discuss exchanges. Thomas Pate (SCWA) gave a detailed presentation on the SWP water types, Roland Sanford will distribute the presentation to the group. Roland discussed with the Commission a potential deal of Browns Valley water being passed through SCWA to Dudley Ridge Water District. The total amount is 3,100-AF, with Dudley Ridge paying \$25/AF to SCWA in administration fees. Fairfield, Benicia, Vacaville and Vallejo all expressed interest in the "swap" of Table A for Browns Valley water this year. Roland will send a draft agreement to the interested members. Chris Lee stated that there is not much CEQA risk since the total amount of water is very small. Members expressed hesitancy to take back exchange water from last year's Santa Clara Valley Water District and Dudley Ridge Water District transfer, as this year's water supply portfolio is very good.
 - ii. NBA Treatment Analysis: RPF has not yet been released.
- e. Solano Project: SCWA is working on reviewing Water Rights for times when Lake Berryessa is spilling, and if that water counts against members' entitlement, or can be classified as simply spill water.
- f. Bay Delta Planning Issues: SCWA is working on the voluntary settlements with other agencies, and anticipate in June that an overall package will be put together to show the benefits that SCWA has already done, and the effectiveness we have already had.
- g. Flood Management Issues: No update.
- h. Other Regional and State Issues: No update.
- i. Other Issues: No update.

3. Groundwater Planning

- a. SGMA Update: Chris Lee talked about the three public forums in Dixon, Rio Vista, and Vacaville. The meetings were mostly well attended and successfully answered many stakeholders' questions. The next big step will be putting together an overall Solano Subbasin Water Budget. This will entail of a lot of data collection and analysis, will take 6-12 months for rough numbers, and 12-18 months for additional refinement.

4. Solano County Report

Misty Kaltreider talked about the upcoming Solano Agricultural Tour, which will focus on locations involved in land use issues, soil characteristics, and agriculture water supply. The agenda/itinerary is on the County's website. Roland Sanford talked about the Petersen Estates parcels being sold to the Flannery Group, who are also buying up a significant amount of land in Solano County at well above market appraised value.

5. PSC/NBA Maintenance

Jeff Barich informed the group that DWR will be fixing a leaking transformer at the Cordelia Pumping Plant, which will likely take the NBA (downstream of the Plant) offline for up to two weeks while this is being fixed. The group will be updated on the status once DWR has more information.

6. Legislative/Initiative/Court Decision Issues (Not Discussed Above)

Roland Sanford mentioned SB 45 Water Bond, and that he will be monitoring it closely in the near future, but likely won't be implemented until 2020 or 2021. Roland Sanford talked about the Friends of Putah Creek lawsuit, and that SCWA's motion for dismissal was denied. Curtis Paxton mentioned that Vacaville's lawsuit for Chromium-6 is slowly moving forward, and will likely be another 3-4 months before anything changes.

7. New Business

None.

8. Public Comments

None.

The next meeting will be May 22, 2019 at 12:30 PM in the Berryessa Room at the SCWA office.

The meeting adjourned at 2:02 PM.

**ACTION OF
SOLANO COUNTY WATER AGENCY**

DATE: June 13, 2019

SUBJECT: Water Agency Fiscal Year 2019-2020 Budget

RECOMMENDATIONS:

- 1) Hear Staff report and recommendation from Executive Committee, acting as the Budget Review Committee, and consider adoption of Water Agency's fiscal year 2019-2020 budget.
- 2) Create Ad Hoc committee to explore opportunities to generate supplemental revenue in future years

FINANCIAL IMPACT:

Not applicable.

BACKGROUND:

On June 3, 2019 the Budget Review Committee reviewed the proposed FY 2019-2020 budget prepared by staff. The Budget Review Committee recommends the Board adopt the proposed FY 2019-2020 budget. The proposed budget and supporting documents are attached.

The proposed FY 2019-2020 budget includes funding to investigate the feasibility of developing a solar project that would generate supplemental revenue, as well as funding to prepare a Hazard Mitigation Plan that would make the Water Agency eligible for additional FEMA grant opportunities that could at least partially fund some future capital improvement projects. The Budget Review Committee supports the inclusion of the aforementioned funding and recommends the Board create an Ad Hoc committee to explore additional opportunities for generating supplemental revenues.

Recommended: 
Roland Sanford, General Manager

☐ Approved as
Recommended

☐ Other
(see below)

☐ Continued on
next page

Modification to Recommendation and/or other actions:

I, Roland Sanford, General Manager and Secretary to the Solano County Water Agency, do hereby certify that the foregoing action was regularly introduced, passed, and adopted by said Board of Directors at a regular meeting thereof held on June 13, 2019 by the following vote:

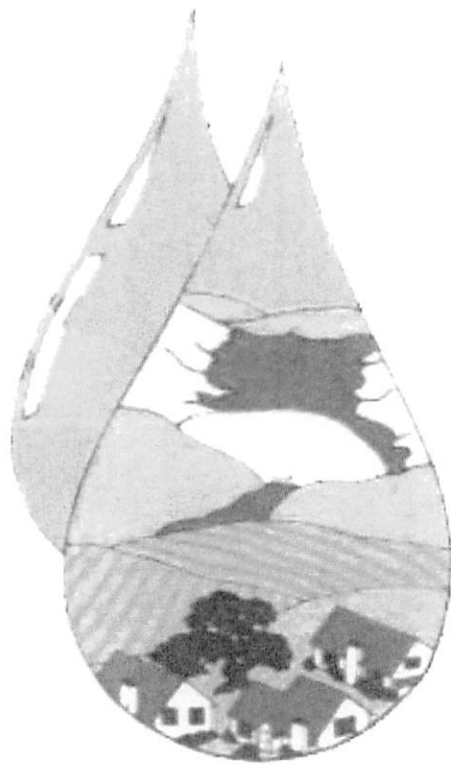
Ayes:

Noes:

Abstain:

Absent:

Roland Sanford
General Manager & Secretary to the
Solano County Water Agency



Solano County Water Agency
Fiscal Year 2019-2020
Proposed Budget

SOLANO COUNTY WATER AGENCY



General Manager's Budget Message

FY 2019/20 Proposed Budget June 2019

Overview

The Water Agency's financial position remains strong. Due to significantly lower than anticipated expenditures coupled with higher than anticipated revenues, the Water Agency's cumulative fund balance is projected to be at least \$47,759,320 at the close of FY 2018/19, a net increase of approximately \$3,391,313 from the prior fiscal year (see Figure 1 and Figure 2). Major expenditures that were planned but did not occur in FY 2018/19 include the purchase of Habitat Conservation Plan (HCP) easements (\$3,000,000) and project delays associated with the Dixon Watershed Implementation Program (\$500,000).

The Water Agency's budget is comprised of four funds; the Administration-Solano Project – Watermaster (ASW) Fund, State Water Project Fund, Ulati Flood Control Fund, and Green Valley Flood Control Fund. The latter three are “restricted” funds – the respective revenue streams cannot be redirected to other funds – while the former, the ASW Fund, in addition to supporting Solano Project operations and administration, also serves as the Water Agency's general fund – revenues can be used for any purpose. A summary of the four funds is as follows:

<u>Fund</u>	<u>Type</u>	<u>Percent of Cumulative Fund Balance</u>
ASW	general	40
State Water Project	restricted	45
Ulati Flood Control	restricted	14
Green Valley Flood Control	restricted	1

Long Term Outlook

The Water Agency's responsibilities have expanded over the years, early on with the adoption of the Putah Creek Accord and commitment to prepare and implement the Solano Project Habitat Conservation Plan, regional coordination of water conservation activities in Solano County, technical support for the North Bay Aqueduct Alternate Intake Project, and more recently with the adoption of the Flood Management Policy, and participation in the development of the Solano Sub-basin Groundwater Sustainability Agency and Groundwater Management Plan. To some degree the level of effort associated with these newer responsibilities has or will be peaking at different times – different years – and with somewhat different fiscal impacts to the four respective Funds.

ASW Fund

With the notable exception of the NBA Alternate Intake Project and related technical studies, most of the aforementioned responsibilities have or will be financially supported by the ASW Fund. In the short term – next two to three years – the ASW Fund balance will be drawn down to accommodate technical studies in support of Voluntary Agreement development and participation in the ongoing Bay Delta Plan Update proceedings, as well as the “jump start” of the Solano Project Habitat Conservation Plan. Shortly thereafter, with the anticipated implementation of the Solano Sub-basin Groundwater Sustainability Plan, there will likely be significant and at least short term groundwater management expenditures – all this plus the ongoing operations and maintenance costs associated with the Solano Project, implementation of the Flood Management Policy, and water conservation programs.

While property taxes, the primary source of revenue for the ASW Fund, are expected to increase over the long term, staff believes it would be prudent to explore and wherever possible develop additional revenue streams to support the ASW Fund. To that end, the proposed FY 2019-2020 budget includes \$100,000 for a Solar feasibility study, as well as \$100,000 to develop a Hazard Mitigation Plan that would make the Water Agency available for FEMA hazard mitigation grant funding – a possible revenue source for certain rehabilitation and betterment projects. Other potential revenue sources are under consideration. In summary, additional revenue streams are needed to expand the “financial pie”, otherwise in future years the available “slices” attributable to the various functions the ASW Fund supports will most likely need to be smaller.

State Water Project Fund

Nearly half of the Water Agency’s cumulative fund balance is attributable to the State Water Project Fund. While seemingly robust, at least in the short term, significant expenditures are anticipated in the next three to seven years, as the planning, environmental review, and design of what is currently anticipated to be a \$600 million construction project resume in earnest. Currently, the Water Agency is funding several technical studies to support formulation of a multi-benefit North Bay Aqueduct Alternate Intake Project (NBA AIP) that will hopefully attract significant financial contributions from the Federal and State governments. The planning, environmental review, and design of the NBA AIP are expected to cost on the order of \$10 to \$15 million .

Also of note are the rising operations and maintenance costs of the existing NBA facilities, particularly with the respect to “Delta Water Charges” and the associated Federally mandated habitat mitigation requirements of the State Water Project in general, as well as the rising cost of electricity. Currently, there is sufficient revenue to offset operations and maintenance expenditures. However, there is considerable uncertainty with respect to future operations and maintenance costs, particularly in regards to electricity.

Ulatis Flood Control Fund

The Ulatis Flood Control Fund has benefited from increased property values associated with the conversion of agricultural lands to residential housing at and near Vacaville. Then again, urbanization has created new challenges and expenses. Significant capital expenditures, most notably a series of grade control weirs, are anticipated in the next five years, assuming the Solano Project Habitat Conservation Plan is formally approved by the Federal and State resource agencies in the next 12 to 18 months. Once approved, the Solano Project Habitat Conservation Plan will provide streamlined permitting that will facilitate the environmental review and compliance matters associated with these capital projects. Adoption of the Solano Project Habitat Conservation Plan will also obligate the Ulatis Flood Control Project to mitigate for the loss of Giant Garter Snake and other special status species habitat – estimated to cost approximately \$1 million.

On the whole, the Ulatis Flood Control Fund is in good shape for the foreseeable future – no discernible negative expenditure or revenue trends, sufficient reserves to accomplish anticipated capital improvement projects, with funds remaining to explore new opportunities.

Green Valley Flood Control Fund

When constructed, the predominant land uses in and around the Green Valley Flood Control Project were agricultural and rural residential. Property tax revenues were modest and out of necessity, operations and maintenance expenditures were backstopped via loans from the ASW Fund. Land uses have shifted over time and are now predominantly residential and commercial, which has enhanced property tax revenues and made it possible to reimburse the ASW Fund. However, urbanization, in addition to sea level rise are creating significant operations and maintenance challenges and the financial position of the Green Valley Flood Control Fund, while certainly better in recent years, will continue to be marginally adequate for the foreseeable future.

Proposed FY 2019/20 Budget

The FY 2018/19 budget was designed with the expectation that the Water Agency's reserves would be drawn down by approximately \$6,500,000 to fund certain one-time and short term expenditures. Due to project delays, most notably with regard to the Solano Project Habitat Conservation Plan, and higher than anticipated revenues, nearly the opposite has occurred – the Water Agency's cumulative fund balance is projected to increase by at least \$3,391,313 at the close of FY 2018/19 (note: the FY 2018/19 year end projections presented in the attached charts and tables are conservative in that projected expenses have been "high balled", resulting in a conservatively low estimate of the projected FY 2018/19 cumulative fund balance).

As discussed below, the proposed FY 2019/20 budget is crafted in the same manner as the FY 2018/19 budget and again, with the expectation that reserves will be drawn down by approximately \$8,000,000 to fund certain one-time and short term expenditures, most of which are carryovers from

FY 2018/19. As proposed, total FY 2019/20 expenditures (\$47,368,809) exceed total anticipated FY 2018/2019 revenues (\$38,992,979), with the difference (\$8,375,830), to be withdrawn from reserves.

The proposed FY 2019/20 budget has been constructed around the goals and objectives set forth in the SCWA 2016-2025 Strategic Plan, but also reflects emerging challenges and opportunities, most notably increased expenditures directed toward groundwater management and compliance with California's Sustainable Groundwater Management Act, technical studies related to the State Water Resources Control Board's ongoing and the contentious update of the 2006 Bay Delta Plan, an expanded role in habitat restoration, as well as an expanded role with the Lake Berryessa invasive mussel control program. A summary of projected FY 2019/20 expenses and revenues, along with long-term expense and revenue trends, is presented in the following charts and tables. Key budget items to be largely funded from reserves are as follows:

Solano Habitat Conservation Plan (HCP)

The Draft Solano Project Habitat Conservation Plan is in the hands of the United States Fish and Wildlife Service (Service), awaiting the Service's final review and approval. It was anticipated that the plan would be approved by the Service in FY 2018/19 and therefore, significant expenditures, including \$3,000,000 for conservation easements, were programed into the FY 2018/19 budget. These expenditures did not occur and are now included in the proposed FY 2019/20 budget.

SCWA Office Expansion

In 2018 the Board authorized staff to explore opportunities to expand the existing SCWA office through the purchase of unoccupied space immediately adjacent to the existing office. The research has taken longer than anticipated due to complexities regarding ownership of the building and existing cost sharing arrangements between the Water Agency and the Solano Irrigation District. That research is nearly complete and pending final Board approval, staff is prepared to move forward with the office expansion. The proposed FY 2019/20 budget includes \$2,500,000 for the SCWA office expansion project.

Flood Management

The proposed FY 2019/20 budget includes \$300,000 for the Hydrology Manual and Master Drainage Plan updates (Task 1 of the adopted 2018 Flood Management Policy), and \$500,000 for implementation of the Dixon Watershed Management Plan.

Facilities Risk Analyses

Staff is proposing to hire an outside firm to inspect the Solano Project, Ulati Flood Control Project, and Green Valley Flood Control Project facilities for potential safety hazards, and where appropriate, recommend corrective action. A total of \$300,000 has been budgeted for these inspections and implementation of associated corrective actions.

State Water Resources Control Board Update of 2006 Bay-Delta Plan

The State Water Resources Control Board (SWRCB) has begun what will be a lengthy and contentious update of the 2006 Bay-Delta Plan. In short, the SWRCB is seeking to increase stream flows into and through the Bay-Delta to stabilize if not enhance the ecology of the Bay-Delta. The additional water would come from existing water right holders, most notably, reservoirs located on the tributaries of the Sacramento and San Joaquin rivers – one of which is Lake Berryessa. The proposed FY 2019/20 budget includes \$450,000 for technical studies to investigate options for minimizing the potential water supply impacts of the SWRCB's Bay Delta Plan Update to the Lake Berryessa water supply.

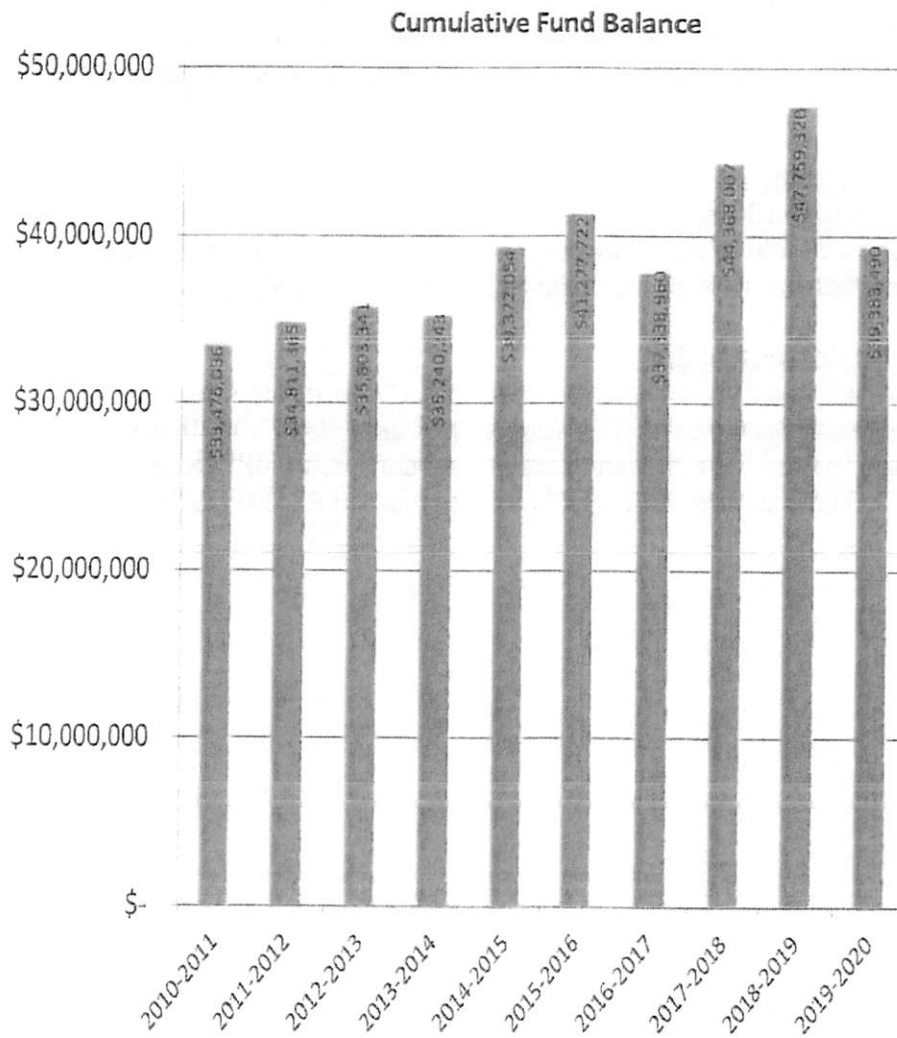
Water Management Planning

The proposed FY 2019/20 budget includes \$200,000 for a countywide current-future water needs analysis and preparation of the SCWA Water Management Plan, as well as \$700,000 for technical studies in support of water management planning in the Yolo Bypass/Cache Slough region.

CalPERS Unfounded Pension Liability

In FY 2018/19 the Water Agency paid off the accumulated OPEB (Other Post Retirement Employee Benefits) liability and began to pay off the accumulated unfunded CalPERS pension liability. Staff is proposing to pay off the remaining accumulated unfunded CalPERS pension liability in FY 2019/20 - \$750,000 has been programed into the proposed FY 2019/20 budget for this item.

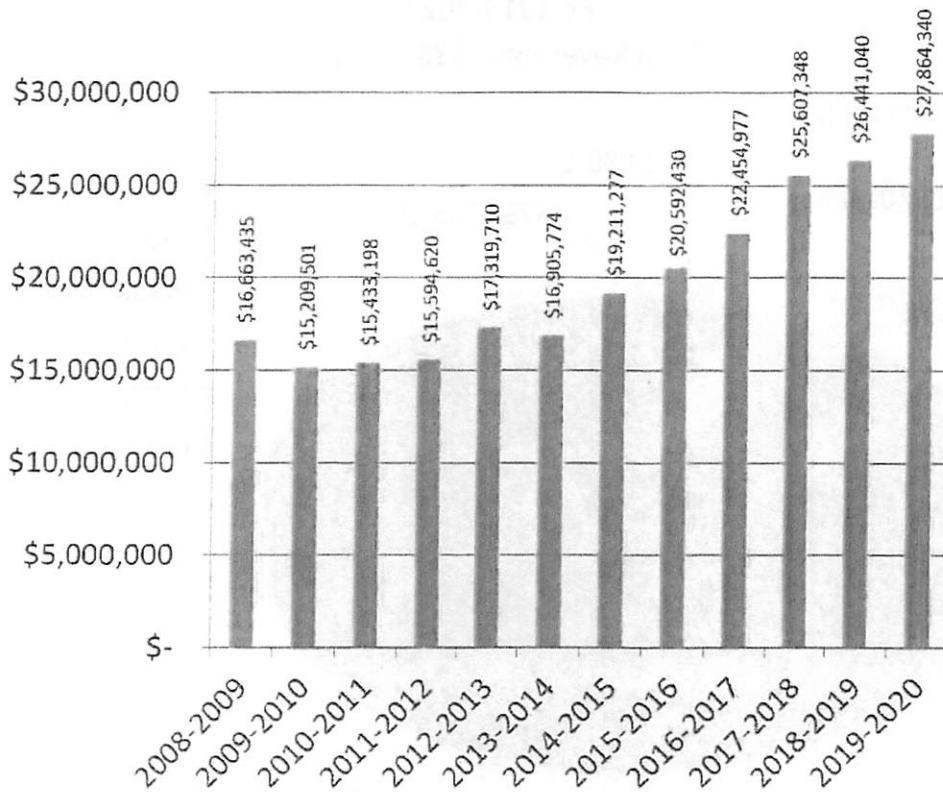
Figure 1



Notes: 2019-2020 cumulative fund balance data based on proposed budget
 2018-2019 cumulative fund balance data based on adopted budget
 2010-2011 through 2017-2018 "actuals" from annual audit reports

Figure 2

Property Tax Revenue



Notes: 2019-2020 property tax revenue data based on proposed budget
2018-2019 property tax revenue based on adopted budget
2010-2011 through 2017-2018 "actuals" from annual audit reports

Figure 3

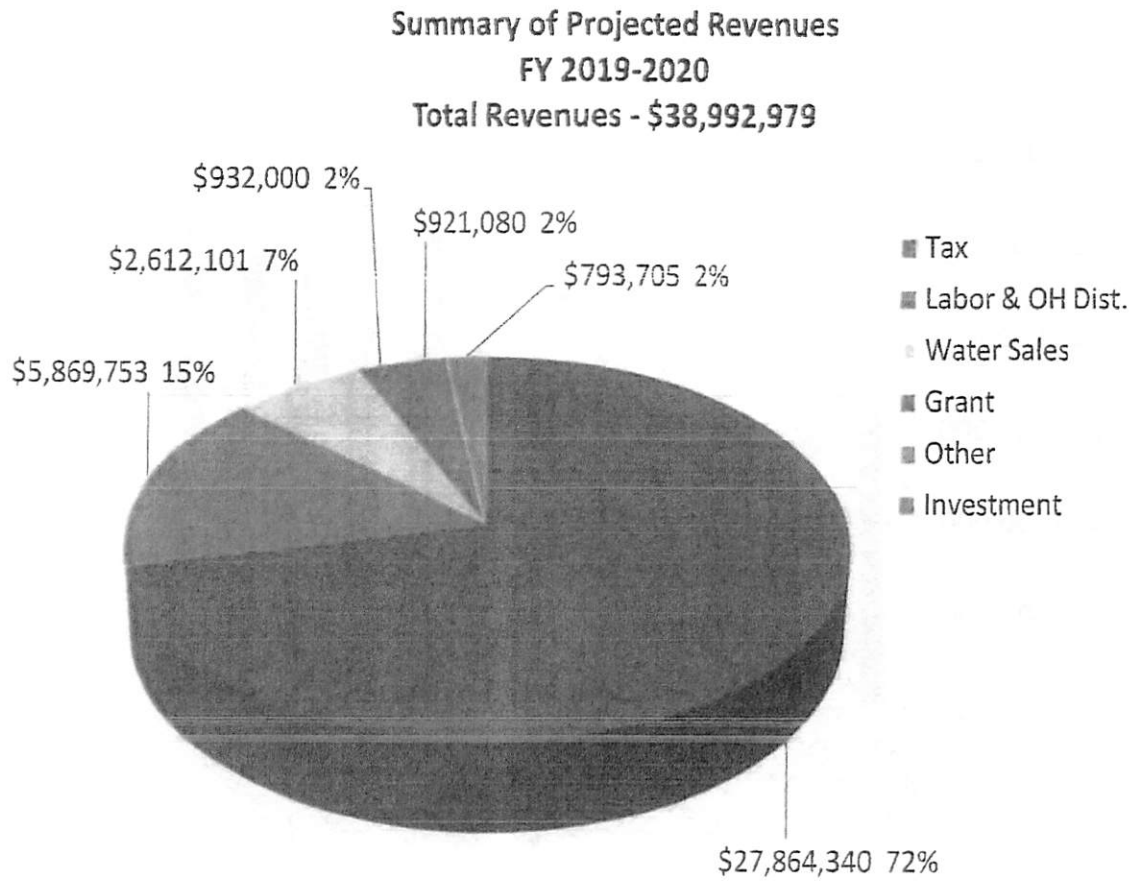


Figure 4

**Summary of Projected Expenditures
FY 2019-2020**

Total Expenditures - \$47,368,809

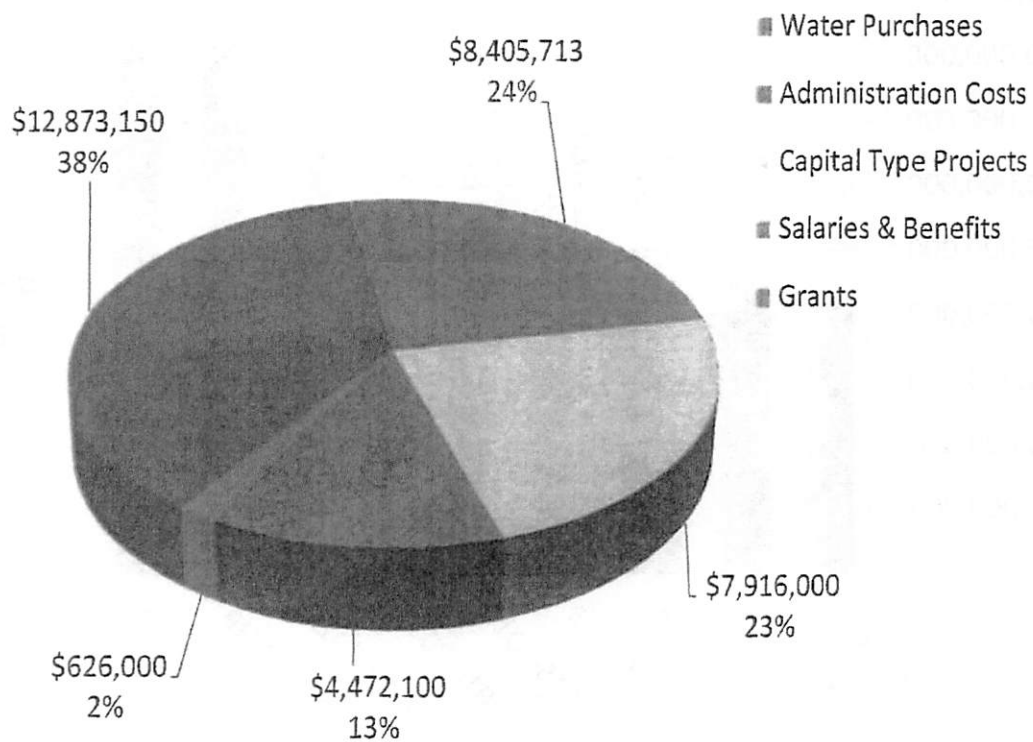
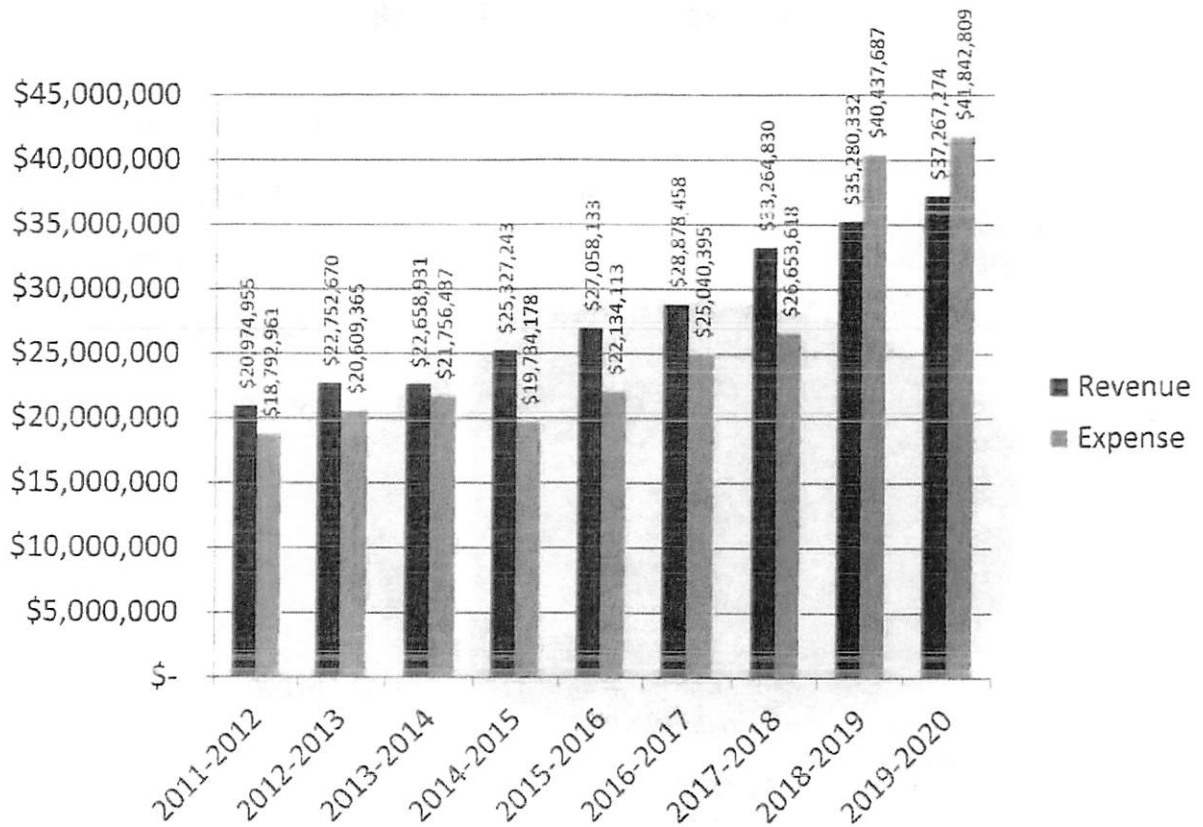


Figure 5

Operating Income and Expense



Notes: 2019-2020 revenue/expense data based on proposed budget
 2018-2019 revenue/expense data based on adopted budget
 2011-2012 through 2017-2018 "actuals" from annual audit reports

**SOLANO COUNTY WATER AGENCY
SCHEDULE 1
ALL FUNDS SUMMARY
FY 2019/20**

FUND NAME	FUND BALANCE AVAILABLE 6/2017 AUDITED	FUND BALANCE AVAILABLE 6/2018 AUDITED	YEAR END PROJECTION INCREASE/ DECREASE TO FUND BALANCE 18/19	FUND BALANCE AVAILABLE 6/30/2019 ESTIMATED	PROPOSED 19/20 REVENUES	PROPOSED 19/20 EXPENDITURES	PROPOSED INCREASE/ DECREASE TO FUND BALANCE	PROPOSED FUND BALANCE 6/30/2019
ADMIN - SOLANO PROJECT - WM*	19,463,685	20,878,116	(1,121,463)	19,756,653	18,336,318	28,267,280	(9,930,962)	9,825,691
STATE WATER PROJECT	12,649,896	16,914,423	3,769,204	20,683,627	18,843,111	17,039,818	1,803,293	22,486,920
ULATIS FLOOD CONTROL	5,574,608	6,343,848	768,170	7,112,018	1,646,590	1,786,966	(140,376)	6,971,642
GREEN VALLEY FLOOD CONTROL	150,772	231,620	(24,598)	207,022	166,960	274,745	(107,785)	99,237
Total All FUNDS	37,838,960	44,368,007	3,391,313	47,759,320	38,992,979	47,368,809	(8,375,830)	39,383,490

*Administration, Solano Projects, and Watermaster(ASW)

Schedule 1 provides the estimated reserve balances based on the FY 18/19 Year End Projections.

This schedule also provides Projected Year to Date revenue and expenses by fund for the FY 18/19 Budget year.

**SOLANO COUNTY WATER AGENCY
SCHEDULE 2
ALL FUNDS SUMMARY - BY FUNDS
FY 2019/20**

DETAIL BY FUND REVENUE CATEGORY AND FUND EXPENDITURE CATEGORY	2015/16 ACTUAL	2016/17 ACTUAL	2017/18 ACTUAL	2018/19 YEAR END PROJECTION	2019/20 PROPOSED	FROM PROJECTION TO PROPOSED	PERCENT CHANGED
Revenues							
Admin-Solano Project-Watermaster	12,737,318	13,253,902	15,838,360	15,888,280	18,336,318	2,448,041	115%
State Water Project	13,750,427	15,074,284	16,989,484	17,400,276	18,843,111	1,442,835	108%
Ulati Flood Control	1,147,922	1,258,855	1,533,615	1,564,745	1,646,590	81,845	105%
Green Valley Flood Control	105,774	120,066	129,305	153,670	166,960	13,290	109%
Total Revenues	27,741,441	29,707,107	34,490,764	35,006,971	38,992,979	3,986,011	111%
Expenditures							
Admin-Solano Project-Watermaster	13,502,040	15,521,374	14,423,930	17,009,743	28,267,280	10,752,437	166%
State Water Project	11,745,100	16,637,637	12,724,956	13,631,072	17,039,818	3,408,747	125%
Ulati Flood Control	663,952	947,255	764,375	796,575	1,786,966	990,391	224%
Green Valley Flood Control	50,848	39,586	48,457	178,268	274,745	96,477	154%
Total Expenditures	25,961,939	33,145,851	27,961,718	31,615,658	47,368,809	15,248,052	150%
Net							
Admin-Solano Project-Watermaster	(764,722)	(2,267,472)	1,414,430	(1,121,463)	(9,930,962)	(8,304,396)	886%
State Water Project	2,005,327	(1,563,353)	4,264,528	3,769,204	1,803,293	(1,965,912)	48%
Ulati Flood Control	483,970	311,600	769,240	768,170	(140,376)	(908,546)	-18%
Green Valley Flood Control	54,926	80,480	80,848	(24,598)	(107,785)	(83,187)	438%
Total Net	1,779,502	(3,438,744)	6,529,046	3,391,313	(8,375,830)	(11,262,040)	-247%

In addition to the revenues and expenses segregated by funds as in Schedule 1, Schedule 2 provides three years of historical data to allow for comparison and trend analysis.

**SOLANO COUNTY WATER AGENCY
SCHEDULE 3
ALL FUNDS SUMMARY - BY ACTIVITY
FY 2019/20**

DETAIL BY REVENUE CATEGORY AND EXPENDITURE CATEGORY	2015/16 ACTUAL	2016/17 ACTUAL	2017/18 ACTUAL	2018/19 YEAR END PROJECTION	2019/20 PROPOSED	FROM PROJECTION TO PROPOSED	PERCENT CHANGED
Revenues							
Taxes	20,592,430	22,454,977	25,607,348	25,525,182	27,864,340	2,339,158	109%
Water Sales	2,443,675	2,451,389	2,452,701	2,756,129	2,612,101	(144,028)	95%
Grant Revenues	569,668	622,869	810,703	724,750	932,000	207,250	129%
Investment Income	114,244	205,753	415,231	896,526	793,705	(102,821)	89%
InterFund Cost Allocation	2,806,624	3,053,599	4,211,746	4,521,761	5,869,753	1,347,992	130%
Other Revenue	1,215,405	918,519	993,034	582,623	921,080	338,457	158%
Total Revenues	27,742,045	29,707,107	34,490,764	35,006,971	38,992,979	3,986,008	111%
Expenditures							
Salaries and Employee Benefits	2,170,678	3,099,414	3,447,128	3,909,366	4,472,100	562,734	114%
Services and Supplies	819,596	786,125	834,637	1,039,621	1,335,134	295,513	128%
Operations & Maintenance	3,874,944	4,496,992	5,588,445	6,055,070	8,674,527	2,619,457	143%
LPCCC Operations	1,093,167	924,938	1,212,843	1,627,145	2,591,895	964,750	159%
Putah Creek Watershed Mgt				1,301,051	1,282,052		
Rehab & Betterment	2,699,108	19,500	247,787	264,500	1,015,000	750,500	384%
Water Purchases	10,112,942	11,508,929	11,115,387	11,155,650	13,185,150	2,029,500	118%
Grant Expenditures	592,915	661,558	758,173	536,065	325,000	(211,065)	61%
Flood Control	139,982	223,550	285,394	506,325	1,711,057	1,204,732	338%
HCP Planning	508,262	518,241	593,797	579,954	3,824,315	3,244,361	659%
Water Conservation	2,123,096	1,789,809	1,588,754	1,839,072	1,887,877	48,805	103%
Consultants	1,291,446	1,692,398	1,987,232	1,982,207	2,878,702	896,495	145%
Fixed Assets	523,943	7,424,398	302,139	539,631	3,921,000	3,352,619	727%
Contingency	12,000	-	-	280,000	265,000	(15,000)	95%
Total Expenditures	25,962,079	33,145,851	27,961,718	31,615,658	47,368,809	15,743,401	150%
Total Net	1,779,966	(3,438,744)	6,529,046	3,391,313	(8,375,830)	(11,757,392)	-247%

Schedule 3 provides revenue and expenses by activity type for all four funds combined. It includes three years of historical data for comparison and trend analysis.

Solano County Water Agency
All Fund Summary - By Operating & Non-Operating

**SOLANO COUNTY WATER AGENCY
SCHEDULE 4
ALL FUNDS SUMMARY - BY OPERATING & NON-OPERATING
FY 2019/20**

DETAIL BY OPERATING REVENUE AND EXPENDITURE CATEGORY AND NON- OPERATING REVENUE AND EXPENDITURES CATEGORY	2015/16 ACTUAL	2016/17 ACTUAL	2017/18 ACTUAL	2018/19 YEAR END PROJECTION	2019/20 PROPOSED	FROM PROJECTION TO PROPOSED	PERCENT CHANGED
Operating Revenues							
Taxes	20,592,430	22,454,977	25,607,348	25,525,182	27,864,340	2,339,158	109%
Water Sales	2,443,675	2,451,389	2,452,701	2,756,129	2,612,101	(144,028)	95%
InterFund Cost Allocation	2,806,624	3,053,599	4,211,746	4,521,761	5,869,753	1,347,992	130%
Other Revenue	1,215,405	918,519	993,034	582,623	921,080	338,457	158%
Total Operating Revenues	27,058,134	28,878,485	33,264,829	33,385,695	37,267,274	3,881,579	112%
Operating Expenditures							
Salaries and Employee Benefits	2,170,678	3,099,414	3,447,128	3,909,366	4,472,100	562,734	114%
Services and Supplies	819,596	786,125	834,637	1,039,621	1,335,134	295,513	128%
Operations & Maintenance	3,874,944	4,496,992	5,588,445	6,055,070	8,674,527	2,619,457	143%
LPCCC Operations	1,093,167	924,938	1,212,843	1,627,145	2,591,895	964,750	159%
Putah Creek Watershed Mgt				1,301,051	1,282,052	(18,999)	99%
Water Purchases	10,112,942	11,508,929	11,115,387	11,155,650	13,185,150	2,029,500	118%
Flood Control	139,982	223,550	285,394	506,325	1,711,057	1,204,732	338%
HCP Planning	508,262	518,241	593,797	579,954	3,824,315	3,244,361	659%
Water Conservation	2,123,096	1,789,809	1,588,754	1,839,072	1,887,877	48,805	103%
Consultants	1,291,446	1,692,398	1,987,232	1,982,207	2,878,702	896,495	145%
Total Operating Expenditures	22,134,113	25,040,395	26,653,618	29,995,462	41,842,809	11,847,348	139%
Net Operating	4,924,020	3,838,090	6,611,211	3,390,233	(4,575,535)	(7,965,768)	-135%
Non-Operating Revenues							
Investment Income	114,244	205,753	415,231	896,526	793,705	(102,821)	89%
Grant Revenues	569,668	622,869	810,703	724,750	932,000	207,250	129%
Total Non-Operating Revenues	683,911	828,622	1,225,935	1,621,276	1,725,705	104,429	106%
Non-Operating Expenditures							
Rehab & Betterment	2,699,108	19,500	247,787	264,500	1,015,000	750,500	384%
Grant Expenditures	592,915	661,558	758,173	536,065	325,000	(211,065)	61%
Fixed Assets	523,943	7,424,398	302,139	539,631	3,921,000	3,352,619	727%
Contingency	12,000	-	-	280,000	265,000	(15,000)	95%
Total Non-Operating Expenditures	3,827,966	8,105,455	1,308,100	1,620,196	5,526,000	3,877,054	341%
Net Non-Operating	(3,144,055)	(7,276,833)	(82,165)	1,080	(3,800,295)	(3,772,625)	-351879%
Net Operating and Non-Operating	1,779,966	(3,438,744)	6,529,046	3,391,313	(8,375,830)	(11,738,393)	-247%

Schedule 4 provides revenues and expenditures segregated by operating and non-operating classes for all four funds combined. The Net Operating line reflects whether the operating revenues fund the operating costs or if reserves will have to be used for the combined four funds.

**SOLANO COUNTY WATER AGENCY
SCHEDULE 5
SOLANO PROJECT REHAB & BETTERMENT
FY 2019/20**

FUND	DESCRIPTION	TOTAL AMOUNT	2019/20 PLANNED	2020/21 PROPOSED	2021/22 PROPOSED	2022/23 PROPOSED	2023/24 PROPOSED
SP	SP Risk Assessment	350,000	250,000	100,000	-	-	-
SP	MD Gantry Crane Motor Install	75,000	-	-	75,000	-	-
SP	PDD Flood Gate Rehab	780,000	180,000	300,000	300,000	-	-
SP	PDD Monitoring Well Rehab	75,000	50,000	25,000	-	-	-
SP	PSC Drainage Rehab	100,000	20,000	20,000	20,000	20,000	20,000
SP	PSC Road Gravel and Turn-Around Improvements	375,000	75,000	75,000	75,000	75,000	75,000
SP	PSC Panel Replacement & Rehab	650,000	130,000	130,000	130,000	130,000	130,000
SP	PSC Radial Gate Rehab	550,000	50,000	50,000	150,000	150,000	150,000
SP	PSC Check Upgrades (Automation)	465,000	140,000	100,000	75,000	75,000	75,000
SP	PSC Electrical Upgrades	1,000,000	50,000	300,000	300,000	200,000	150,000
SP	PSC Seismic Assessment	775,000	50,000	50,000	75,000	300,000	300,000
SP	PSC Fence Installation (Security)	700,000	-	-	50,000	300,000	350,000
Total Solano Project Rehab & Betterment		5,895,000	995,000	1,150,000	1,250,000	1,250,000	1,250,000

**SOLANO COUNTY WATER AGENCY
SCHEDULE 6
BUDGET PROJECTIONS**

DETAIL BY REVENUE CATEGORY AND EXPENDITURE CATEGORY	2016/17 ACTUAL	2017/18 ACTUAL	2018/19 YEAR END PROJECTED BUDGET	2019/20 PROPOSED	2020/21 PROPOSED	2021/22 PROPOSED	2022/23 PROPOSED
Revenues							
Taxes	22,454,977	25,607,348	25,525,182	27,864,340	28,891,179	30,002,378	31,207,307
Water Sales	2,451,389	2,452,701	3,915,745	2,612,101	2,612,101	2,612,101	2,612,101
Grant Revenues	622,869	810,703	724,750	932,000	-	-	-
Investment Income	205,753	415,231	896,526	793,705	792,705	792,705	792,705
Labor & Ovhd Distr.	3,053,599	4,211,746	4,521,761	5,369,753	5,577,989	5,912,668	5,912,668
Other Revenue	918,519	993,034	1,223,007	921,080	429,830	416,080	231,080
Total Revenues	29,707,107	34,490,764	36,806,971	38,992,979	38,303,804	39,735,931	40,755,861
Expenditures							
Salaries and Employee Benefits	3,099,414	3,447,128	3,909,366	4,472,100	4,455,700	5,012,400	5,757,100
Services and Supplies	786,125	834,637	1,039,621	1,335,134	1,525,858	1,691,178	1,711,714
Operations & Maintenance	4,496,992	5,588,445	6,055,070	8,674,527	7,309,522	7,319,467	7,619,032
LPCCC Operations	924,938	1,212,843	1,627,145	2,591,895	2,141,201	2,096,257	2,207,453
Putah Creek Watershed Mgt			1,091,051	1,282,052	1,317,250	1,314,750	1,112,250
Rehab & Betterment	19,500	247,787	264,500	1,015,000	1,175,000	995,000	395,000
Water Purchases	11,508,929	11,115,387	12,955,650	13,185,150	12,888,243	12,661,523	12,503,146
Grant Expenditures	661,558	758,173	536,065	325,000	-	-	-
Flood Control	223,550	285,394	506,325	1,711,057	1,289,597	1,228,223	1,242,666
HCP Planning	518,241	593,797	579,954	3,824,315	796,310	632,337	649,277
Water Conservation	1,789,809	1,588,754	1,839,072	1,887,877	2,073,504	1,848,265	1,895,711
Consultants	1,692,398	1,987,232	2,192,207	2,878,702	2,220,717	2,123,880	2,087,233
Fixed Assets	7,424,398	302,139	539,631	3,921,000	175,000	77,500	55,000
Contingency	-	-	280,000	265,000	295,000	295,000	295,000
Total Expenditures	33,145,851	27,961,718	33,415,658	47,368,809	37,662,902	37,295,779	37,530,582
Total Net	(3,438,744)	6,529,046	3,391,314	(8,375,830)	640,902	2,440,152	3,225,278

Key Budget Projection Assumptions

1. Projected property tax increase of an average of 3% per year, a conservative approach.
2. Salary and Employee Benefits are increased by 6%, a preliminary CPI and insurance increases
3. Grant expenditures are paid 100% from grant revenues and due to the unpredictability of implementation timing they have been excluded from projections.

SOLANO COUNTY WATER AGENCY
SCHEDULE 7
BUDGET PROJECTIONS

FUND NAME	FUND BALANCE JUNE 30, 2017 (AUDITED)	FUND BALANCE JUNE 30, 2018 (AUDITED)	YEAR END PROJECTION INCREASE/ DECREASE TO FUND BALANCE 18/19	FUND BALANCE JUNE 30, 2019 YEAR END PROJECTION	PROPOSED INCREASE/ DECREASE TO FUND BALANCE 19/20	FUND BALANCE JUNE 30, 2020 PROPOSED	FUND BALANCE JUNE 30, 2021 PROJECTED	FUND BALANCE JUNE 30, 2022 PROJECTED	FUND BALANCE JUNE 30, 2023 PROJECTED
ADMIN - SOLANO PROJECT - WM	19,463,683	20,878,116	(1,121,463)	19,756,653	(9,930,962)	9,825,691	6,630,457	3,537,296	276,969
STATE WATER PROJECT	12,649,897	16,914,423	3,769,204	20,683,627	1,803,293	22,486,920	24,520,781	27,258,931	30,330,509
ULATIS FLOOD CONTROL	5,574,608	6,343,848	768,170	7,112,018	(140,376)	6,971,642	7,333,974	7,697,612	8,061,895
GREEN VALLEY FLOOD CONTROL	150,772	231,620	(24,598)	207,022	(107,785)	99,237	96,126	92,876	89,406
Total All FUNDS	37,838,960	44,368,007	3,391,313	47,759,320	(8,375,830)	39,383,490	38,581,338	38,586,715	38,758,778

FUND PURPOSE

The Administration-Solano Project-Watermaster (ASW) fund is comprised of three sub-funds; Administration, Solano Project, and Watermaster. Unlike the Water Agency's State Water Project, Ulati and Green Valley funds, which for accounting purposes are defined as "restricted" funds, the ASW is a "general fund" and therefore the monies within the ASW fund can be used for any purpose – flood control, groundwater monitoring, water conservation, etc.

FUNCTION AND RESPONSIBILITIES

Administration – The Administration sub-fund provides human resource and other administrative support for SCWA staff, as well as funding for SCWA's general flood control, groundwater monitoring and Solano Subbasin Groundwater Sustainability Agency administrative support, integrated regional water management planning, and water conservation activities.

Solano Project - The Solano Project sub-fund supports the Solano Project water supply, including operation and maintenance of the Solano Project facilities (Monticello Dam, Putah Diversion Dam, and Putah South Canal), compliance with the Putah Creek Accord and a variety of technical studies and administrative functions in support of the Lower Putah Creek Coordinating Committee (LPCCC), and implementation of the Solano Habitat Conservation Plan (HCP).

Watermaster – The Watermaster sub-fund is used to implement the Condition 12 water rights settlement in the Lake Berryessa watershed.

FUND DETAIL COMMENTS***Revenues***

Property Taxes - FY 19/20 tax revenues are projected to increase 8% from the prior fiscal year, reflecting the ongoing trend of increasing property values in Solano County.

Grant Revenue – Water Conservation grant to end at the close of FY 2018-2019.

Investment Income – Based on reserve fund balance and prevailing interest rates.

Other Revenue Sources – FY 19/19 revenue less than anticipated due to project delays associated with LPCCC projects (LPCCC billable services).

Expenditures

Salaries & Benefits – SCWA to pay off accumulated unfunded Pension Liability (\$750,000 budgeted for FY 2019-2020) and remain current with annual OPEB costs.

Services and Supplies – In FY 2018-2019 SCWA made a one-time \$350,000 contribution to the Solano Sub-basin Groundwater Sustainability Agency to augment grant funds obtained from DWR for preparation of Solano Sub-basin Groundwater Sustainability Plan. FY 19/20 expenditures projected to increase largely due to increased public education, computer equipment, and human resources support service expenses.

Operations and Maintenance – FY 18/19 expenditures less than anticipated, particularly with regard to PSC O&M.

LPCCC Operations - Increased expenses due to less grant funding.

Watershed Management - A new funding category intended to differentiate traditional “hard” infrastructure (Monticello and Putah Diversion dams, Putah South Canal) operations & maintenance expenditures from biological/physical science investigations such as the ongoing Lower Putah Creek Chinook Salmon Study and the ongoing Lake Berryessa Invasive mussel control program. Includes expenditures related to the Lower Putah Creek Coordinating Committee - but not mandated by the Putah Creek Accord - and technical studies pertaining to the State Water Resources Control Board’s Bay Delta Plan Update.

Rehab & Betterment - Increased funding for ongoing multi-year rehab & betterment projects, such as Putah South Canal drainage repair and canal panel replacement , and funding for “one-time” projects such as the replacement of the Putah Diversion Dam radial gate seals. Electrical upgrades, and PSC Seismic Assessment.

Grant Expenditures - The River Park and Coastal Conservancy projects will be ending in FY 19/20.

Water Conservation – FY 18/19 Expenditures less than anticipated due to reduced participation in water conservation rebate programs.

Flood Control – FY 18/19 expenditures less than anticipated due to project delays associated with Dixon Watershed Management Plan implementation, FY 19/20 expenditures projected to Increase to accommodate updates of Hydrology Manual and a Flood Master Plan, and increased participation in Water Agency grant funded programs.

HCP – FY 18/19 expenditures less than anticipated due to project delays (did not purchase conservation easements).

Consultants – Funding has been increased in anticipation of several new technical studies related to the operation of the Solano Project and the State Water Resources Control Board’s ongoing update of the 2016 Bay-Delta Plan, groundwater investigations, and IT services.

Fixed Assets – Funding has been included for a trailer compressor and a 2 row transplanter for use on Putah Creek; an additional Mobile Wash Station for the Mussel program; three vehicles to be used by SID for Putah South Canal operations and maintenance, in lieu of SCWA paying SID for use of their vehicles; additional streamflow and water quality monitoring equipment; and the Fund’s share of SCWA office expansion.

(GENERAL FUND)**ADMINISTRATION – SOLANO PROJECT - WATERMASTER**

DETAIL BY REVENUE CATEGORY AND EXPENDITURE CATEGORY	2015/16 ACTUAL	2016/17 ACTUAL	2017/18 Actual	2018/19 YE PROJECTION	2019/20 PROPOSED	PROJECTION TO PROPOSED	PERCENT CHANGED
Revenues							
Taxes	8,168,228	8,638,934	9,566,656	9,749,350	10,510,520	761,170	108%
Grants	405,668	482,309	810,703	535,000	587,000	52,000	110%
Investment Income	74,130	114,883	219,270	445,686	407,205	(38,478)	91%
InterFund Cost Allocation	2,806,624	3,053,599	4,211,746	4,521,761	5,869,753	1,347,992	130%
Water Sales	68,846	67,734	83,748	93,644	65,000	28,644	69%
Other Revenue Sources	1,213,821	896,443	946,237	542,839	896,840	354,001	165%
Total Revenues	12,737,318	13,253,902	15,838,360	15,888,280	18,336,318	2,505,329	115%
Expenditures							
Salaries & Benefits	2,170,678	3,099,414	3,447,128	3,909,366	4,472,100	562,734	114%
Services and Supplies	685,597	643,148	749,514	906,666	1,200,234	293,568	132%
Operations and Maintenance	2,923,336	3,194,631	3,996,774	4,280,506	5,689,727	904,121	133%
LPCCC Operations	1,093,167	924,938	1,212,843	1,627,145	2,591,895	964,750	159%
Putah Creek Watershed Management				1,301,051	1,282,052	(18,999)	99%
Rehab & Betterment	2,699,108	19,500	247,787	264,500	995,000	730,500	376%
Grant Expenditures	264,915	379,367	758,173	535,647	325,000	(210,647)	61%
Water Conservation	1,629,251	1,295,783	1,077,805	995,065	1,125,698	130,633	113%
Flood Control	139,982	223,550	285,394	506,325	1,711,057	1,204,732	338%
HCP	508,262	518,241	593,797	579,954	3,824,315	3,244,361	659%
Consultants	1,106,376	1,540,558	1,799,765	1,383,887	1,862,702	478,815	135%
Fixed Assets	281,368	3,682,245	254,949	519,631	3,017,500	2,497,869	581%
Contingency	-	-	-	200,000	170,000	(30,000)	85%
Total Expenditures	13,502,040	15,521,374	14,423,930	17,009,743	28,267,280	10,752,437	166%
Net Change	(764,722)	(2,267,472)	1,414,430	(1,121,463)	(9,930,962)	(8,247,108)	

FUND PURPOSE

Repayment of capital costs, ongoing operations and maintenance of the North Bay Aqueduct.

FUNCTION AND RESPONSIBILITIES

SCWA is responsible for purchasing water from the State Water Project for resale to cities in Solano County. Water is delivered via the North Bay Aqueduct (NBA), which originates in Barker Slough and terminates in Napa County (Napa County has a similar State Water Project water supply contract). The NBA is owned, operated, and maintained by the California Department of Water Resources (DWR). SCWA administers the State Water Project water supply contract, which among other things, obligates SCWA to reimburse DWR for Solano's share of the NBA operation, maintenance, and capital costs. The majority of the funds used to reimburse DWR are obtained via the "NBA Zone of Benefit Tax" – a property tax assessment. In addition to administering the water supply contract, SCWA performs various technical studies related to NBA operations, monitors water quality in Barker Slough, and provides technical assistance to DWR in support of the NBA Alternate Intake Project.

FUND DETAIL COMMENTS**Revenues**

Property Taxes – FY 19/20 proposed property tax revenues are projected to increase by 10% from the prior fiscal year, reflecting ongoing trend of increasing property values in Solano County.

Grant Revenues – Increase due to reimbursement of Prop. 84 NBA AIP Grant.

Investment Income –Based on reserve fund balance and prevailing interest rates.

Other Revenue Sources – Includes refunds from DWR for prior year advance funding of SWP expenses and grant reimbursement from DWR associated with the NBA Alternate Intake Project.

Expenditures

Operations and Maintenance – Lower than anticipated FY 18/19 expenditures due to favorable water quality conditions.

Water Purchases – 2% increase based on Department of Water Resources' projected Statement of Charges.

Water Conservation – Budget reduced due to Grant funded activities projected to end during 2019/20.

Consultants – Lower than anticipated FY 18/19 expenditures due to suspension of Draft NBA AIP EIR and project delays associated with YBCS Management Planning Project. UCD Cache Slough Fisheries and Water Quality Study and other studies in support of multi-benefit NBA AIP to continue in FY 19/20.

Fixed Assets – Installation of water quality monitoring station and SWP Fund's share of SCWA office expansion.

DETAIL BY REVENUE CATEGORY AND EXPENDITURE CATEGORY	2016/17 ACTUAL	2017/18 ACTUAL	2018/19 YEAR END PROJECTION	2019/20 PROPOSED	FROM PROJECTION TO PROPOSED	PERCENT CHANGED
Revenues						
Property Taxes	12,467,260	14,468,386	14,222,185	15,658,770	1,436,585	110%
Water Sales	2,383,655	2,368,953	2,662,485	2,547,101	(115,384)	96%
Grant Revenues	140,560	-	189,750	345,000	155,250	182%
Investment Income	65,567	134,904	308,615	275,000	(33,615)	89%
Other Sources	17,242	17,241	17,241	17,240	(1)	100%
Total State Water Project Revenues	15,074,284	16,989,484	17,400,276	18,843,111	1,442,835	108%
Expenditures						
Services and Supplies	127,874	70,396	118,700	118,700	-	100%
Operations and Maintenance	603,791	813,630	868,977	1,461,539	592,563	168%
Water Purchases	11,508,929	11,115,387	11,155,650	13,185,150	2,029,500	118%
Grant Expenditures	282,191	-	418	-	(418)	
Water Conservation	494,026	510,950	844,007	762,179	(81,828)	90%
Consultants	151,840	187,467	598,320	1,016,000	417,680	170%
Fixed Assets	3,468,986	27,126	20,000	456,250	436,250	2281%
Contingency	-	-	25,000	40,000	15,000	160%
Total State Water Project Expenditures	16,637,637	12,724,956	13,631,072	17,039,818	3,408,747	125%
Net Change	(1,563,353)	4,264,528	3,769,204	1,803,293	(1,965,912)	

FUND PURPOSE

Operation and maintenance of Ulatis Flood Control Project.

FUNCTION AND RESPONSIBILITIES

The Ulatis Flood Control Project (Project) was constructed by the Soil Conservation Service (now known as the Natural Resources Conservation Service) and is maintained by SCWA pursuant to a contract with the Natural Resources Conservation Service. The Project consists of over 45 miles of flood control channels and is largely located within and provides flood protection to agricultural lands downstream of Vacaville. SCWA subcontracts with the Solano County Transportation Department for routine maintenance duties while most engineering and administrative functions are performed by SCWA staff.

FUND DETAIL COMMENTS**Revenues**

Property Taxes - FY 19/20 proposed tax revenues are projected to increase 9% from the prior fiscal year, reflecting ongoing trend of increasing property values in Solano County.

Investment Income -Based on reserve fund balance and prevailing interest rates.

Expenditures

Operations and Maintenance – Lower than anticipated FY 18/19 expenditures due to fewer and generally less damaging storm events.

Fixed Assets – Includes funding for a Boom Mower and Wheeled Excavator that were ordered in FY 18/19 and will be delivered in October 2019, and the Fund's share of SCWA office expansion.

(RESTRICTED FUND)**ULATIS**

DETAIL BY REVENUE CATEGORY AND EXPENDITURES CATEGORY	2016/17 ACTUAL	2017/18 ACTUAL	2018/19 YEAR END PROJECTION	2019/20 PROPOSED	PROJECTION TO PROPOSED	PERCENT CHANGED
Revenues						
Property Taxes	1,228,717	1,444,608	1,404,922	1,532,590	127,668	109%
Investment Income	25,302	59,450	137,280	107,000	(30,280)	78%
Other Services	4,835	29,557	22,543	7,000	(15,543)	31%
Total Ulatis Revenues	1,258,855	1,533,615	1,564,745	1,646,590	81,845	105%
Expenditures						
Supplies and Services	13,972	13,645	13,237	15,000	1,763	113%
Operations and Maintenance	660,115	730,666	733,338	1,283,466	550,128	175%
Rehab & Betterment	-	-	-	20,000	20,000	
Fixed Assets	273,167	20,064	-	418,500	418,500	
Contingency	-	-	50,000	50,000	-	100%
Total Ulatis Expenditures	947,255	764,375	796,575	1,786,966	990,391	224%
Net Change	311,600	769,240	768,170	(140,376)	(908,546)	

FUND PURPOSE

Operation and maintenance of Green Valley Flood Control Project.

FUNCTION AND RESPONSIBILITIES

The Green Valley Flood Control Project (Project) was constructed by the United States Army Corps of Engineers (USACOE) and is maintained by SCWA pursuant to an agreement with the USACOE. The Project consists of approximately 3 miles of flood control channels and is largely located in and downstream of Cordelia. SCWA subcontracts with the Solano Transportation Department for routine maintenance duties while most engineering and administrative functions are performed by SCWA staff.

FUND DETAIL COMMENTS***Revenues***

Property Taxes - FY 19/20 proposed tax revenues are projected to increase 9% over prior fiscal year, reflecting ongoing trend of increasing property values in Solano County.

Investment Income – Based on reserve fund balance and prevailing interest rates.

Expenditures

Operations and Maintenance – Operations and maintenance expenses are projected to increase due to inclusion of one-time “Green Valley Facilities Risk Assessment Project”, initiation of “Bank Stabilization Project”, and an expected increase in related labor costs.

Fixed Assets – No significant fixed asset purchases anticipated, other than Fund’s share of SCWA office expansion.

(RESTRICTED FUND)**GREEN VALLEY**

DETAIL BY REVENUE CATEGORY AND EXPENDITURE CATEGORY	2016/17 ACTUAL	2017/18 ACTUAL	2018/19 PROJECTED YEAR END	2019/20 PROPOSED	FROM PROJECTION TO PROPOSED	PERCENT CHANGED
Revenues						
Property Taxes	120,066	127,697	148,725	162,460	13,735	109%
Investment	-	1,608	4,945	4,500	(445)	91%
Total Green Valley Revenues	120,066	129,305	153,670	166,960	13,290	109%
Expenditures						
Supplies and Services	1,131	1,082	1,018	1,200	182	118%
Operations and						
Maintenance	38,455	47,375	172,250	239,795	67,545	139%
Rehab & Betterment	-	-	-	-	-	-
Fixed Assets				28,750	28,750	
Contingency	-	-	5,000	5,000	-	100%
Total GV Expenditures	39,586	48,457	178,268	274,745	96,477	154%
Net Change	80,480	80,848	(24,598)	(107,785)	(83,187)	

Solano County Water Agency

Reserves Summary

At the close of FY 2018-2019 the Water Agency's total fiscal reserves are projected to be within five percent of the recommended total fiscal reserves for FY 2019-2020. However, as discussed below, the current and projected reserves for FY 2019-2020, while meeting the Water Agency's operating reserves criteria (one-half of annual estimated operating expenditures), are for the most part not sufficient to address long-term capital improvements. A "reserves fund status" for each of the Water Agency's funds; Admin-Solano-Watermaster, State Water Project, Ulati Flood Control, and Green Valley Flood Control, is presented below.

Admin-Solano Project-Watermaster (ASW) Fund

The ASW Fund's operating expenditures have been increasing over time as the fund supports new and expanding programs, most notably the SGMA groundwater related activities and implementation of the recently adopted Flood Management Policy. As indicated in the following tables, there are currently sufficient funds to meet the Water Agency's operating reserves criteria, but not without foregoing at least some of the anticipated capital improvement projects over the next five years.

State Water Project Fund

As indicated in the following tables, the State Water Project Fund's reserves are currently sufficient to meet the Water Agency's operating reserves criteria and address short-term (within the next five years) capital improvements. However, significant North Bay Aqueduct capital expenditures are anticipated in the coming years, as the proposed North Bay Aqueduct Alternate Intake Project moves forward. Within the next ten years it is anticipated that the Water Agency will spend \$ 15,000,000 on the preliminary design and environmental permitting for the North Bay Aqueduct Alternate Intake Project. Project construction, which is at least 10 years away, is estimated to cost on the order of \$ 600,000,000. Project construction, operations and maintenance will ultimately be paid by the project beneficiaries. However, the preliminary project design and environmental permitting will be largely borne by the Water Agency. At the close of FY 2018-2019 the Water Agency's State Water Project Fund is projected to hold roughly \$ 8,700,000 in reserves for preliminary design and environmental permitting of the North Bay Aqueduct Alternate Intake Project – a little more than half of the projected \$ 15,000,000 need.

Ulati Flood Control Fund

The Ulati Flood Control Fund's reserves are currently sufficient to meet the Water Agency's operating reserves criteria and address anticipated short-term capital improvements. However, the existing reserves are not sufficient to address even one-half of the anticipated long-term capital improvement projects.

Green Valley Flood Control Fund

At the closes of FY 2019-2020 it is anticipated that the Green Valley Flood Control Funds will be barely adequate to satisfy the Water Agency's operating reserves criteria, with no funds available for additional short-term capital improvement projects.

Solano County Water Agency Projected Reserves Summary

	Fund				
	ASW	State Water Project	Ulatis FC	Green Valley FC	Total
Projected Fund Balance on June 30, 2020 (Available Reserves)	\$ 9,825,691.00	\$ 22,486,920.00	\$ 6,971,642.00	\$ 99,237.00	\$ 39,383,490.00
Less Operating Reserves	\$ 9,854,391.00	\$ 8,271,784.00	\$ 659,233.00	\$ 120,498.00	\$ 18,905,906.00
	\$ (28,700.00)	\$ 14,215,136.00	\$ 6,312,409.00	\$ (21,261.00)	\$ 20,477,584.00
Less Emergency Reserves	\$ 2,000,000.00	-	-	-	\$ 2,000,000.00
	\$ (2,028,700.00)	\$ 14,215,136.00	\$ 6,312,409.00	\$ (21,261.00)	\$ 18,477,584.00
Less Other Flood Control Projects	\$ 200,000.00	-	-	-	\$ 200,000.00
	\$ (2,228,700.00)	\$ 14,215,136.00	\$ 6,312,409.00	\$ (21,261.00)	\$ 18,277,584.00
Less Future Short-Term Capital Improvements (within 5 years)	\$ 5,895,000.00	\$ 5,491,317.00	\$ 5,650,285.00	\$ 161,629.00	\$ 17,198,231.00
	\$ (8,123,700.00)	\$ 8,723,819.00	\$ 662,124.00	\$ (182,890.00)	\$ 1,079,353.00

**SOLANO COUNTY WATER AGENCY
RECOMMENDED RESERVES
FY 2019/20**

DETAIL BY FUND RESERVE CATEGORY	RESERVE FUND FY 18/19 APPROVED	RECOMMENDED RESERVE FUND FY 19/20	PROJECTED LONG-TERM CAPITAL PROJECTS ⁵
Solano Project/Admin			
Solano Project/Admin Operating Reserve	\$ 7,710,348	\$ 9,854,391	
Solano Project/Admin Short-Term Capital Improvements (within 5 years) ¹	3,165,000	5,895,000	
Solano Project Capital Improvements			
Putah South Canal Power line			750,000
Reservoir Lane Rehabilitation			500,000
Putah Diversion Office Solar Installation			100,000
Terminal Dam Seismic Retrofit (SCWA 15% share)			6,000,000
Putah South Canal Sediment Management - est			10,000,000
Solano Project/ Admin Subtotal	10,875,348	15,749,391	17,350,000
State Water Project			
State Water Project Operating Reserves	7,305,590	8,271,784	
State Water Project Short-Term Capital Improvements (within 5 years)	5,491,317	5,491,317	
NBA Capital Improvements			
NBA Alternate Intake Project Implementation ²			15,000,000
NBA Capacity Remediation ³			TBD
State Water Project Subtotal	12,796,907	13,763,101	15,000,000
Ulatis Project			
Ulatis Flood Control Project Operating Reserve	476,750	659,233	
Ulatis Flood Control Project Short Term Capital Improvements (within 5 years)	5,650,285	5,650,285	
Ulatis Flood Control Project Capital Improvements			
Giant Garner Snake Preserve (cost shared) ⁴			1,400,000
30 Grade Control Structures ⁴			750,000
All Weather Access Improvements			500,000
Spoil Easement Purchases			100,000
Heavy Equipment Acquisitions			200,000
Ulatis Project Subtotal	6,127,035	6,309,518	2,950,000
Green Valley Project			
Green Valley Flood Control Project Operating Reserve	64,600	120,498	
Green Valley Flood Control Project Capital Improvements (within 5 years)	27,761	161,629	
Green Valley Flood Control Project Capital Improvements			TBD
Green Valley Project Subtotal	92,361	282,127	
Other Flood Control Projects	200,000		
Emergency Reserve	1,000,000	2,000,000	
Totals	\$ 31,091,651	\$ 38,104,137	35,300,000

Notes

1. Include R & B projects planned for the next 5 years
2. Tot. est. capital cost = \$600M; financed by State, Agency reserves to pre-fund costs prior to construction or buy-down debt; seek grant funds.
3. Current analysis underway to determine scope and cost to manage biofilm.
4. Pending completion of Solano HCP.
5. Capital Improvement Plan to be updated in 2019

**ACTION OF
SOLANO COUNTY WATER AGENCY**

DATE: June 13, 2019

SUBJECT: State Water Project Tax Rate for Fiscal Year 2019-2020

RECOMMENDATION:

Establish a tax rate of \$0.02 per \$100 of assessed valuation for the State Water Project property tax for fiscal year 2019-2020.

FINANCIAL IMPACT:


Projected revenues of \$15,658,770 in FY 2019-2020 Proposed Budget.

BACKGROUND:

By way of Resolution 85-183 (copy attached), the governing board of the Solano County Water Agency's predecessor agency, the Solano County Flood Control and Water Conservation District, established a zone of benefit and a property tax rate (NBA Zone of Benefit Tax) not to exceed \$0.02 per \$100 assessed valuation to partially finance the county's share of the North Bay Aqueduct construction and ongoing maintenance and operation costs.. Since fiscal year 1986-87 the Water Agency has assessed a tax rate of \$0.02 per \$100 assessed valuation within the zone of benefit.

Pursuant to Revenue and Taxation Code Section 93, each fiscal year the Water Agency is required to establish the annual tax rate to be levied for the purposes of sustaining the North Bay Aqueduct and associated water supply. The Board has the discretion to lower the tax rate but cannot increase the tax rate beyond the \$0.02 per \$100 assessed valuation threshold.

The NBA Zone of Benefit Tax predates Proposition 218 and is therefore not subject to Proposition 218.

Recommended: 
Roland Sanford, General Manager

☐

Approved as
recommended

☐

Other
(see below)

☒

Continued on
next page

Modification to Recommendation and/or other actions:

I, Roland Sanford, General Manager and Secretary to the Solano County Water Agency, do hereby certify that the foregoing action was regularly introduced, passed, and adopted by said Board of Directors at a regular meeting thereof held on June 13, 2019 by the following vote:

Ayes:

Noes:

Abstain:

Absent:

Roland Sanford
General Manager & Secretary to the
Solano County Water Agency

Significant North Bay Aqueduct capital expenditures are anticipated in the coming years, as the proposed North Bay Aqueduct Alternate Intake Project moves forward. Within the next ten years it is anticipated that the Water Agency will spend \$ 15,000,000 on the preliminary design and environmental permitting for the North Bay Aqueduct Alternate Intake Project. Project construction, which is at least 10 years away, is estimated to cost on the order of \$ 600,000,000. Project construction, operations and maintenance will ultimately be paid by the project beneficiaries. However, the preliminary project design and environmental permitting will be largely borne by the Water Agency. At the close of FY 2018-2019 the Water Agency's State Water Project Fund is projected to hold roughly \$ 8,700,000 in reserves for preliminary design and environmental permitting of the North Bay Aqueduct Alternate Intake Project – a little more than half of the projected \$ 15,000,000 need.

RESOLUTION 85-183

RESOLUTION ESTABLISHING A ZONE OF BENEFIT WITHIN
THE SOLANO COUNTY FLOOD CONTROL AND WATER
CONSERVATION DISTRICT AND ESTABLISHING A
PROPERTY TAX RATE FOR THE ZONE OF NOT TO
EXCEED \$.02 PER \$100 ASSESSED VALUATION

WHEREAS, the North Bay Aqueduct is a part of the California State Water Project approved by the voters of California in 1960 and is now under construction and will provide for the delivery of a significant quantity of water for utilization by the citizens of Solano County; and

WHEREAS, the Solano County Flood Control and Water Conservation District (hereinafter "District") has contracted with the State of California acting by and through its Department of Water Resources on behalf of certain member unit cities within Solano County for the provision of water from the North Bay Aqueduct, which cities include Benicia, Fairfield, Suisun City, Vacaville, and Vallejo (hereinafter "member units"); and

WHEREAS, a method of financing the North Bay Aqueduct, other than that available through District's present share of property taxes and other usual revenues, is necessary to meet present contracts; and

WHEREAS, the North Bay Aqueduct Financing Committee has made recommendations to this Board relative to the means of financing water which will be received from the North Bay Aqueduct; and

WHEREAS, the approach recommended by the North Bay Aqueduct Financing Committee provided solutions to the "make whole claims" of the Napa County Flood Control and Water

Conservation District relative to certain member units of the District, and provided an acceptable method of financing water which could be delivered within the District by the North Bay Aqueduct, but would have imposed a tax on areas of the District neither served by water from the North Bay Aqueduct or the existing Solano Water Project which now serves portions of Solano County; and

WHEREAS, this District has the authority to establish a budget and tax rate in excess of the one percent (1%) property tax limitation in order to finance receipt of water from the North Bay Aqueduct which is a part of the State Water Project approved by the voters of California in 1960; and

WHEREAS, this District further has the authority to establish a tax rate either Districtwide, or within a zone of benefit, under the provisions of the Solano County Flood Control and Water Conservation Act (Chapter 1656 of the Statutes of 1951, as amended); and

WHEREAS, this District has authority to create a zone or zones of benefit because of varying benefits to the property within the District for the purpose of paying certain costs, expenses, and indebtedness of the District and its member units; and

WHEREAS, the North Bay Aqueduct water entitlements, as well as an existing partial subsidy of water from the existing Solano Water Project from District's normal county-wide property tax revenues, establish varying benefits to property within the District; and

WHEREAS, a map, consisting of three sheets, has been prepared showing the boundaries of the territory to be included in the zone of benefit and a copy of said map has been marked as Exhibit "A" and attached hereto; and

WHEREAS, said Exhibit "A" includes three sheets, one sheet showing all of the area of said proposed zone of benefit except the Rio Vista Area and the Dixon Area (outside the Solano Irrigation District), a second sheet showing the Rio Vista Area, and a third sheet showing the Dixon Area (outside the Solano Irrigation District); and

WHEREAS, the Cities of Benicia, Fairfield, Suisun City, and Vacaville will benefit from the North Bay Aqueduct since said cities have contracted to receive North Bay Aqueduct water; and

WHEREAS, the Cities of Rio Vista and Dixon are now being offered benefits from the North Bay Aqueduct through contracts granting them the option to receive North Bay Aqueduct water provided said contracts are executed on or before December 15, 1985 and that they exercise the option in said contracts on or before January 1, 2020; and

WHEREAS, if an option contract for the possible future delivery of North Bay Aqueduct water to the City of Rio Vista is not executed on or before December 15, 1985, in the judgment of this Board it is not appropriate to levy a tax within the portion of the proposed zone of benefit within the Rio Vista Area as shown on sheet two of Exhibit "A"; and

WHEREAS, if an option contract for the possible future delivery of North Bay Aqueduct water to the City of

Dixon is not executed on or before December 15, 1985, in the judgment of this Board it is not appropriate to levy a tax within the portion of the proposed zone of benefit within the Dixon Area (outside the Solano Irrigation District) as shown on sheet three of Exhibit "A"; and

WHEREAS, the City of Vallejo will receive benefit from the North Bay Aqueduct from both a water entitlement and from utilization of the North Bay Aqueduct for transmission of water from other entitlements that will, in turn, allow Vallejo the benefit of not having to bear the expense of replacing their own transmission lines; and

WHEREAS, the maximum rate to be charged to member units for North Bay Aqueduct water is to be \$20.50 per acre foot, or that amount charged for municipal and industrial water from the existing Solano Water Project, whichever is higher; and

WHEREAS, the Solano Irrigation District and Main Prairie Water District benefit from the North Bay Aqueduct since the North Bay Aqueduct will ease pressures to convert Solano Project Water now utilized by those Districts from agricultural uses; and

WHEREAS, since Solano Project Water has been paid in part by a countywide tax of the District, it is appropriate that such areas also participate in the tax to pay for the North Bay Aqueduct; and

WHEREAS, the spheres of influence of each of the above-mentioned cities and districts could receive benefit from the North Bay Aqueduct because such areas include the probable ultimate physical boundaries and water service areas of such cities and districts; and

WHEREAS, some areas of this District are underlaid by a groundwater basin recharged by the Solano Water Project and other areas, such as the Suisun Marsh, are benefited by the passage of water through said areas and thereby benefit from the Solano Water Project and the North Bay Aqueduct; and

WHEREAS, on February 5, 1985 the Solano County Board of Supervisors, acting ex officio as the Board of Directors of District, adopted Resolution 85-24, entitled "Resolution of Intention of the Solano County Board of Supervisors to Establish a Zone of Benefit Tax for Financing the North Bay Aqueduct", expressing its intent therein to create a zone of benefit and to establish a tax rate therefor; and

WHEREAS, on September 17, 1985 the Solano County Board of Supervisors, acting ex officio as the Board of Directors of District, adopted Resolution 85-164 entitled "Resolution Setting the Date, Time and Place for a Public Hearing on the Establishment of a Zone of Benefit Within the Solano County Flood Control and Water Conservation District and Establishing A Property Tax Rate for the Zone of Not to Exceed \$.02 per \$100 Assessed Valuation"; and

WHEREAS, notice of said hearing was duly published as required by law;

NOW, THEREFORE, BE IT RESOLVED, and it is hereby resolved by the Solano County Board of Supervisors, acting ex officio as the Board of Directors of the Solano County Flood Control and Water Conservation District, as follows:

1. The portion of the territory within the Solano County Flood Control and Water Conservation District described in Exhibit "A" is hereby established as Zone of Benefit No. 1 of the Solano County Flood Control and Water Conservation District.

2. There shall be levied annually a property tax within Zone of Benefit No. 1 in an amount necessary, but not to exceed two cents (\$.02) per one hundred dollars of assessed valuation for the purpose of paying the annual cost of the North Bay Aqueduct and the obligation for repayment of "up front" costs and advancements of the District under present contracts, in order to permit the cost per acre foot of water from the North Bay Aqueduct to be \$20.50 or the amount charged for municipal and industrial water from the Solano Water Project, whichever is higher. Said tax shall not be levied in the Rio Vista Area as shown on the second sheet of Exhibit "A" unless an option contract for the possible future delivery of North Bay Aqueduct water to the City of Rio Vista is executed on or before December 15, 1985. Said tax shall not be levied upon the Dixon Area (outside the Solano Irrigation District) as shown on the third sheet of Exhibit "A" unless an option contract for the possible future delivery of North Bay Aqueduct water to the City of Dixon is executed on or before December 15, 1985.

I, LINDA L. TERRA, Clerk of the Board of Supervisors, County of Solano, State of California, do hereby certify that the foregoing resolution was regularly introduced, passed and adopted by said Board at a regular meeting held on October 21st, 1985, upon motion of Supervisor

Sturn, seconded by Supervisor Davis,
by the following vote:

AYES: Brann, Davis, Hewitt and Sturn

NOES: Chairman Pippo

ABSTENTIONS: None

ABSENT: None

WITNESS my hand and seal of said Board this 21st
day of October, 1985.

Linda Terra
Clerk, Board of Supervisors

**ACTION OF
SOLANO COUNTY WATER AGENCY**

DATE: June 13, 2019

SUBJECT: Cost of Living Adjustment for Water Agency Employees

RECOMMENDATIONS:

Award a 3.0% cost of living adjustment to Water Agency employees effective June 30, 2019.

FINANCIAL IMPACT:

Total cost of approximately \$65,000 in FY 2019/2020. Funding for a 3.0% cost of living adjustment to employee salaries has been included in the Proposed FY 2019/2020 budget.

BACKGROUND:

Cost of living adjustments are discretionary on the part of the Board and are typically based on Consumer Price Indices (CPI) published by the U.S. Bureau of Labor Statistics. Relevant Consumer Price Indices include the San Francisco-Oakland-San Jose Index, the West Index, which encompasses 13 western states, and the Los Angeles-Anaheim-Riverside Index.

The CPI is a measure of the average change in prices over time in a fixed market basket of goods and services. The CPI is based on prices of food, clothing, shelter, and fuels, transportation fares, charges for doctors' and dentists' services, drugs, and the other goods and services that people buy for day-to-day living. All taxes directly associated with the purchase and use of items are included in the index.

Recommended: 
Roland Sanford, General Manager

☐

Approved as
recommended

☐

Other
(see below)

☐

Continued on
next page

Modification to Recommendation and/or other actions:

I, Roland Sanford, General Manager and Secretary to the Solano County Water Agency, do hereby certify that the foregoing action was regularly introduced, passed, and adopted by said Board of Directors at a regular meeting thereof held on June 13, 2019 by the following vote:

Ayes:

Noes:

Abstain:

Absent:

Roland Sanford
General Manager & Secretary to the
Solano County Water Agency

The most recent cost of living adjustment (3.2% percent) was granted in July 2018 and was based on the April 2018 San Francisco-Oakland-San Jose, The West, and the Los Angeles-Anaheim-Riverside Consumer Price Indices. The corresponding April 2019 CPI's for the San Fran San Francisco-Oakland-San Jose, The West, and the Los Angeles-Anaheim-Riverside regions are as follows:

<u>Area</u>	<u>April CPI</u> <u>2018</u>	<u>April CPI</u> <u>2019</u>	<u>% Increase</u> <u>from</u> <u>April 2018</u> <u>to</u> <u>April 2019</u>
Los Angeles-Anaheim-Riverside (LA)	265.095	273.945	3.3%
The West (West)*	262.037	269.522	2.9%
San Francisco-Oakland-San Jose (SF)	283.422	294.801	4.0%

*The West Region is comprised of the following thirteen states: Alaska, Arizona, California, Colorado, Hawaii, Idaho, Montana, Nevada, New Mexico, Oregon, Utah, Washington, and Wyoming.

(see: <https://www.bls.gov/regions/west/cpi-summary/> for additional information)

A summary of the respective April CPI's for the San Francisco-Oakland-San Jose, The West, and the Los Angeles-Anaheim-Riverside regions, and the corresponding SCWA COLA's awarded since 2013, is as follows:

<u>Year</u>	<u>LA CPI</u>	<u>West CPI</u>	<u>SF CPI</u>	<u>SCWA COLA</u> <u>Received</u>
2013	0.90%	1.30%	2.40%	2.00%
2014	1.40%	1.80%	2.80%	2.00%
2015	0.50%	1.00%	2.40%	2.00%
2016	2.00%	1.80%	2.70%	2.00%
2017	2.70%	2.90%	3.80%	2.50%
2018	4.00%	3.20%	3.20%	3.20%

RELEVANCE TO 2016-2025 SCWA STRATEGIC PLAN:

Accepting the 3.0% COLA is consistent with Goal # 10 (Funding and Staffing), Objective C (Provide necessary and sufficient staffing and resources to maintain program activities and to achieve the goals and objectives of strategic plan priorities), Strategy 4 (Provided appropriate resources and incentives to staff to promote retention and longevity of SCWA investments in staff).

CONSUMER PRICE INDEXES PACIFIC CITIES AND U. S. CITY AVERAGE APRIL 2019

(All items indexes. 1982-84=100 unless otherwise noted. Not seasonally adjusted.)

MONTHLY DATA	All Urban Consumers (CPI-U)						Urban Wage Earners and Clerical Workers (CPI-W)					
	Indexes			Percent Change			Indexes			Percent Change		
				Year ending		1 Month ending				Year ending		1 Month ending
	Apr 2018	Mar 2019	Apr 2019	Mar 2019	Apr 2019	Apr 2019	Apr 2018	Mar 2019	Apr 2019	Mar 2019	Apr 2019	Apr 2019
U. S. City Average.....	250.546	254.202	255.548	1.9	2.0	0.5	244.607	247.768	249.332	1.8	1.9	0.6
West.....	262.037	267.370	269.522	2.4	2.9	0.8	253.933	258.617	261.149	2.4	2.8	1.0
West – Size Class A ¹	270.283	276.187	278.268	2.6	3.0	0.8	260.258	265.774	268.383	2.6	3.1	1.0
West – Size Class B/C ²	152.350	155.178	156.523	2.3	2.7	0.9	152.203	154.618	156.127	2.1	2.6	1.0
Mountain ³	101.800	103.339	104.090	2.1	2.2	0.7	102.223	103.508	104.502	2.1	2.2	1.0
Pacific ³	101.831	104.100	104.967	2.6	3.1	0.8	101.853	103.972	104.997	2.5	3.1	1.0
Los Angeles-Long Beach-Anaheim, CA.....	265.095	271.311	273.945	2.7	3.3	1.0	255.379	261.278	264.469	2.7	3.6	1.2
BI-MONTHLY DATA (Published for odd months)	Indexes			Percent Change			Indexes			Percent Change		
				Year ending		2 Months ending				Year ending		2 Months ending
	Mar 2018	Jan 2019	Mar 2019	Jan 2019	Mar 2019	Mar 2019	Mar 2018	Jan 2019	Mar 2019	Jan 2019	Mar 2019	Mar 2019
Riverside-San Bernardino-Ontario, CA ³	101.897	103.991	104.749	3.0	2.8	0.7	101.909	104.062	104.769	3.1	2.8	0.7
San Diego-Carlsbad, CA.....	290.810	295.761	297.226	2.6	2.2	0.5	272.813	277.832	279.093	2.5	2.3	0.5
Urban Hawaii.....	275.408	279.005	280.263	1.9	1.8	0.5	272.021	274.941	276.462	2.0	1.6	0.6
BI-MONTHLY DATA (Published for even months)	Indexes			Percent Change			Indexes			Percent Change		
				Year ending		2 Months ending				Year ending		2 Months ending
	Apr 2018	Feb 2019	Apr 2019	Feb 2019	Apr 2019	Apr 2019	Apr 2018	Feb 2019	Apr 2019	Feb 2019	Apr 2019	Apr 2019
Phoenix-Mesa-Scottsdale, AZ ⁴	138.406	139.660	141.642	2.1	2.3	1.4	136.443	137.722	140.153	2.4	2.7	1.8
San Francisco-Oakland-Hayward, CA.....	283.422	291.227	294.801	3.5	4.0	1.2	278.039	284.758	288.266	3.3	3.7	1.2
Seattle-Tacoma-Bellevue, WA.....	270.309	275.304	276.765	2.7	2.4	0.5	266.720	271.039	272.393	2.5	2.1	0.5
Urban Alaska.....	222.485	227.183	228.553	2.5	2.7	0.6	220.624	223.971	225.713	1.9	2.3	0.8

¹ Population over 2,500,000 ² Population 2,500,000 and under, Dec 1996 = 100 ³ Dec 2017=100 ⁴ Dec 2001=100 Dash (-) = Not available

NOTE: In January 2018, BLS introduced a new geographic area sample for the Consumer Price Index (CPI): www.bls.gov/regions/west/factsheet/2018cpirevisionwest.pdf

1967=100 base year indexes and historical tables including semiannual and annual average data are available at: www.bls.gov/regions/west/data/cpi_tables.pdf

Release date May 10, 2019. The next release date is scheduled for June 12, 2019. For questions, please contact us at BLInfoSF@bls.gov or (415) 625-2270.

[A to Z Index](#) | [FAQs](#) | [About BLS](#) | [Contact Us](#) | [Subscribe to E-mail Updates](#)

GO

[Follow Us](#) | [What's New](#) | [Release Calendar](#) | [Blog](#)
[Search BLS.gov](#)

Q

[Home](#)[Subjects](#)[Data Tools](#)[Publications](#)[Economic Releases](#)[Students](#)[Beta](#)

Economic News Release

 ECT     SHARE ON:    PRINT: 

Employment Cost Index Summary

NEWS RELEASE BUREAU OF LABOR STATISTICS U.S. DEPARTMENT OF LABOR

 TRANSMISSION OF MATERIAL IN THIS RELEASE IS EMBARGOED UNTIL
 8:30 a.m. (EDT) Tuesday, April 30, 2019

USDL-19-0728

 Technical information: (202) 691-6199 • ncsinfo@bls.gov • www.bls.gov/ect
 Media contact: (202) 691-5902 • pressoffice@bls.gov

EMPLOYMENT COST INDEX - March 2019

(NOTE: This news release was reissued on April 30, 2019. Tables A, 1, 2, and 3 were corrected to show revised seasonally adjusted data for previous quarters.)

Compensation costs for civilian workers increased 0.7 percent, seasonally adjusted, for the 3-month period ending in March 2019, the U.S. Bureau of Labor Statistics reported today. Wages and salaries (which make up about 70 percent of compensation costs) increased 0.7 percent and benefit costs (which make up the remaining 30 percent of compensation) also increased 0.7 percent from December 2018. (See tables A, 1, 2, and 3.)

Civilian Workers

Compensation costs for civilian workers increased 2.8 percent for the 12-month period ending in March 2019 compared with a compensation costs increase of 2.7 percent in March 2018. Wages and salaries increased 2.9 percent for the 12-month period ending in March 2019 and increased 2.7 percent for the 12-month period ending in March 2018. Benefit costs increased 2.6 percent for the 12-month period ending in March 2019. In March 2018, the increase was also 2.6 percent. (See tables A, 4, 8, and 12.)

Private Industry Workers

Compensation costs for private industry workers increased 2.8 percent over the year, the same increase as in March 2018. Wages and salaries increased 3.0 percent for the 12-month period ending in March 2019 and increased 2.9 percent in March 2018. The cost of benefits rose 2.4 percent for the 12-month period ending in March 2019 and increased 2.5 percent in March 2018. (See tables A, 5, 9, and 12.)

Employer costs for health benefits increased 1.9 percent for the 12-month period ending in March 2019. (For further information, see chart 3 and www.bls.gov/web/eci/echealth.pdf.)

Among occupational groups, compensation cost increases for private industry workers for the 12-month period ending in March 2019 ranged from 2.3 percent for management, professional, and related occupations to 3.4 percent for service occupations. (See table 5.)

Among industry supersectors, compensation cost increases for private industry workers for the 12-month period ending in March 2019 ranged from 2.2 percent for manufacturing to 4.8 percent for information. (See table 5.)

State and Local Government Workers

Compensation costs for state and local government workers increased 3.0 percent for the 12-month period ending in March 2019. In March 2018, the increase was 2.2 percent. Wages and salaries increased 2.5 percent for the 12-month period ending in March 2019, compared with 1.8 percent a year ago. Benefit costs increased 3.6 percent for the 12-month period ending in March 2019. The prior year increase was 3.0 percent. (See tables A, 7, 11, and 12.)

Table A. Major series of the Employment Cost Index
 [Percent change]

Category	3-month, seasonally adjusted		12-month, not seasonally adjusted				
	Dec. 2018	Mar. 2019	Mar. 2018	Jun. 2018	Sep. 2018	Dec. 2018	Mar. 2019
Civilian workers⁽¹⁾							
Compensation⁽²⁾	0.7	0.7	2.7	2.8	2.8	2.9	2.8
Wages and salaries	0.7	0.7	2.7	2.8	2.9	3.1	2.9
Benefits	0.7	0.7	2.6	2.9	2.6	2.8	2.6
Private industry							
Compensation⁽²⁾	0.7	0.7	2.8	2.9	2.9	3.0	2.8
Wages and salaries	0.7	0.7	2.9	2.9	3.1	3.1	3.0
Benefits	0.5	0.5	2.5	2.8	2.5	2.6	2.4
State and local government							
Compensation⁽²⁾	0.7	0.7	2.2	2.3	2.5	2.6	3.0
Wages and salaries	0.6	0.6	1.8	1.9	2.3	2.4	2.5
Benefits	0.9	1.0	3.0	3.1	3.1	3.1	3.6
Footnotes							
⁽¹⁾ Includes private industry and state and local government.							
⁽²⁾ Includes wages and salaries and benefits.							

The Employment Cost Index for June 2019 is scheduled for release on July 31, 2019, at 8:30 a.m. (EDT).

Information in this release will be made available to sensory impaired individuals upon request—Voice phone: (202) 691-5200; Federal Relay Service: (800) 877-8339.

BLS news releases, including the Employment Cost Index, are available through an email subscription service at www.bls.gov/bls/list.htm.

Videos and information graphics explaining the Employment Cost Index and how it is used are available at www.bls.gov/eci/videos.htm.

Highlights of recent National Compensation Survey data are available in The Economics Daily at www.bls.gov/opub/ted/national-compensation-survey.htm.

An overview of available BLS compensation measures and an interactive guide on choosing among them, are available at the BLS Commissioner's Corner on "Making it Easier to Find Data on Pay and Benefits" at blogs.bls.gov/blog/2018/10/24/making-it-easier-to-find-data-on-pay-and-benefits.

Detailed information on seasonal factors for the 2019 reference year and the revisions of historical seasonally adjusted data for the most recent 5 years can be found at www.bls.gov/ncs/ect/ectsfact.htm.

- [Employment Cost Index Technical Note](#)
- [Table 1. Seasonally adjusted: Employment Cost Index for total compensation, by ownership, occupational group, and industry](#)
- [Table 2. Seasonally adjusted: Employment Cost Index for wages and salaries, by ownership, occupational group, and industry](#)
- [Table 3. Seasonally adjusted: Employment Cost Index for benefits, by ownership, occupational group, and industry](#)
- [Table 4. Compensation \(not seasonally adjusted\): Employment Cost Index for total compensation, for civilian workers, by occupational group and industry](#)
- [Table 5. Compensation \(not seasonally adjusted\): Employment Cost Index for total compensation, for private industry workers, by occupational group and industry](#)
- [Table 6. Compensation \(not seasonally adjusted\): Employment Cost Index for total compensation, for private industry workers, by bargaining status, census region, census divisions, and area](#)
- [Table 7. Compensation \(not seasonally adjusted\): Employment Cost Index for total compensation, for State and local government workers, by occupational group and industry](#)
- [Table 8. Wages and salaries \(not seasonally adjusted\): Employment Cost Index for wages and salaries, for civilian workers, by occupational group and industry](#)
- [Table 9. Wages and salaries \(not seasonally adjusted\): Employment Cost Index for wages and salaries, for private industry workers, by occupational group and industry](#)
- [Table 10. Wages and salaries \(not seasonally adjusted\): Employment Cost Index for wages and salaries, for private industry workers, by bargaining status, region, and area](#)
- [Table 11. Wages and salaries \(not seasonally adjusted\): Employment Cost Index for wages and salaries, for State and local government workers, by occupational group and industry](#)
- [Table 12. Benefits \(not seasonally adjusted\): Employment Cost Index for benefits, by ownership, occupational group, industry, and bargaining status](#)
- [Table 13. Compensation and wages and salaries \(not seasonally adjusted\): Employment Cost Index for total compensation, and wages and salaries, for private industry workers, by area](#)
- [HTML version of the entire news release](#)

[The PDF version of the news release](#)

[News release charts](#)

[Supplemental Files Table of Contents](#)

[Table of Contents](#)

Last Modified Date: April 30, 2019

RECOMMEND THIS PAGE USING:  Facebook  Twitter  LinkedIn

TOOLS

[Areas at a Glance](#)
[Industries at a Glance](#)
[Economic Releases](#)
[Databases & Tables](#)
[Maps](#)

CALCULATORS

[Inflation](#)
[Injury And Illness](#)

HELP

[Help & Tutorials](#)
[FAQs](#)
[Glossary](#)
[About BLS](#)
[Contact Us](#)

INFO

[What's New](#)
[Careers @ BLS](#)
[Find It! DOL](#)
[Join our Mailing Lists](#)
[Linking & Copyright Info](#)

RESOURCES

[Inspector General \(OIG\)](#)
[Budget and Performance](#)
[No Fear Act](#)
[USA.gov](#)
[Benefits.gov](#)



[Freedom of Information Act](#) | [Privacy & Security Statement](#) | [Disclaimers](#) | [Customer Survey](#) | [Important Web Site Notices](#)

U.S. Bureau of Labor Statistics | Office of Compensation and Working Conditions, PSB Suite 4160, 2 Massachusetts Avenue, NE Washington, DC 20212-0001
www.bls.gov/ECT | Telephone: 1-202-691-6199 | [Contact ECT](#)

1. The first part of the document is a list of the names of the members of the committee.

2. The second part of the document is a list of the names of the members of the committee.

3. The third part of the document is a list of the names of the members of the committee.

4. The fourth part of the document is a list of the names of the members of the committee.

5. The fifth part of the document is a list of the names of the members of the committee.

6. The sixth part of the document is a list of the names of the members of the committee.

7. The seventh part of the document is a list of the names of the members of the committee.

8. The eighth part of the document is a list of the names of the members of the committee.

9. The ninth part of the document is a list of the names of the members of the committee.

10. The tenth part of the document is a list of the names of the members of the committee.

11. The eleventh part of the document is a list of the names of the members of the committee.

12. The twelfth part of the document is a list of the names of the members of the committee.

13. The thirteenth part of the document is a list of the names of the members of the committee.

14. The fourteenth part of the document is a list of the names of the members of the committee.

15. The fifteenth part of the document is a list of the names of the members of the committee.

16. The sixteenth part of the document is a list of the names of the members of the committee.

17. The seventeenth part of the document is a list of the names of the members of the committee.

18. The eighteenth part of the document is a list of the names of the members of the committee.

19. The nineteenth part of the document is a list of the names of the members of the committee.

20. The twentieth part of the document is a list of the names of the members of the committee.

21. The twenty-first part of the document is a list of the names of the members of the committee.

**ACTION OF
SOLANO COUNTY WATER AGENCY**

DATE: June 13, 2019

SUBJECT: Consultant Services Contracts and Renewals

RECOMMENDATION:

Authorize General Manager to execute agreements and amendments for the following consultant services for work through fiscal year 2019-2020:

1. AD Consultants, Lake Berryessa Reservoir Operations Study, contract amendment – amendment limit of \$40,000;
2. AG Innovations, Solano Subbasin Groundwater Sustainability Plan, new contract – contract limit of \$198,120
3. Eyasco, Data and Website Management, new contract – contract limit of \$375,550;
4. GHD, Solano CII Water Conservation Program Evaluation, new contract – contract limit of \$150,000;
5. GHD, IRWM Grant, new 2 year contract – contract limit of \$60,000;
6. Jacobs Engineering Group, Solano Habitat Conservation Plan EIR/EIS, new contract – contract limit of \$60,000;
7. Jeff Janik, NBA Phytoplankton Monitoring, new 2 year contract – contract limit of \$45,000;
8. LSA Associates, Solano Habitat Conservation Plan, new contract – contract limit of \$372,000;
9. Luhdorff & Scalmanini, Putah Creek Ground Water Management, new contract – contract limit of \$278,384;
10. Ovivo USA, LLC, Brackett Bosker Field Service Support & Parts, new contract – contract limit of \$50,000;
11. PCC Stewardship, Native Plant Nursery, new contract – contract limit of \$50,000;
12. Putah Creek Council, Education and Public Advocacy, new contract – contract limit of \$206,925;
13. Richard Heath & Associates/PG&E, Low Income Water Savings Program, new contract – contract limit of \$50,000;

Recommended: _____

Roland Sanford, General Manager

☐

Approved as
recommended

☐

Other
(see below)

☒

Continued on
next page

Modification to Recommendation and/or other actions:

I, Roland Sanford, General Manager and Secretary to the Solano County Water Agency, do hereby certify that the foregoing action was regularly introduced, passed, and adopted by said Board of Directors at a regular meeting thereof held on June 13, 2019 by the following vote:

Ayes:

Noes:

Abstain:

Absent:

Roland Sanford
General Manager & Secretary to the
Solano County Water Agency

14. Shandam, Professional IT Support, new contract – contract limit of \$100,000;
15. Solano RCD, Public Education, new 3 year contract – contract limit of \$988,347;
16. Solano RCD, Barker Slough Watershed Partnership, new contract – contract limit of \$75,000;
17. Solano RCD, Flood Awareness, new contract - contract limit of- \$90,000;
18. Southwest Environmental, Solano HET Direct Install, new contract – contract limit of \$150,000;
19. Summers Engineering, General Engineering Support, new contract – contract limit of \$70,000;
20. Summers Engineering, PDD Bulkhead, new contract – contract limit of \$70,000;
21. Sustainable Solano, Solano Sustainable Initiative, contract amendment – amendment limit of \$150,000;
22. Terraphase, Cache Slough WQ, new contract – contract limit of \$55,000;
23. UC Davis, Vic Claassen, Soil Assessment & Bank Stabilization, new contract - \$150,000;
24. Waterfluence, Regional Large Landscape Program, new contract – contract limit of \$70,000;
25. Wildlife Survey and Photo Service, Monitor New Zealand Mud Snails and Quagga and Zebra Mussels in the Solano Project and photo and video media for Peterson Ranch, new contract – contract limit of \$201,552;
26. Wilson Public Affairs, Public Affairs, contract amendment – amendment limit of \$45,000;
27. Yolo Resource Conservation District, IRWMP, new contract – contract limit of \$64,407;

FINANCIAL IMPACT:

Funding for these consultants is included in the Fiscal Year 2019-2020 Budget.

BACKGROUND:

Staff is requesting authorization to execute the aforementioned 27 agreements totaling \$4,215,285.00 (by comparison, the Board authorized staff to sign 34 contracts totaling \$3,550,348.14 at the onset of FY 2018-2020). A brief synopsis of each contract is presented below. Copies of the above agreements are available on the SCWA web page (www.scwa2.com) or from SCWA staff.

1. AD Consultants will produce additional computer simulations of various Lake Berryessa operation scenarios in support of Bay-Delta Plan Update/Voluntary Settlement Agreement.
2. AG Innovations will provide facilitation, education, and outreach services for stakeholder meetings during development of the Solano Subbasin Groundwater Sustainability Plan.
3. Eyasco will continue to support and improve our extensive data collection network, they will continue to manage our website and provide database/reporting support. Additionally they will be assisting with our growing SCADA network and the development and expansion of our automated control system on the Putah South Canal.
4. GHD will provide administration for the Solano CII Water Conservation Program.
5. GHD will continue to provide administrative support for the IRWM Grant.
6. Jacobs Engineering Group will finalize the preparation of the Solano Habitat Conservation Plan.
7. Jeff Janik will continue to conduct phytoplankton analysis and enumeration of North Bay Aqueduct (NBA) and Solano Project samples.
8. LSA Associates will finalize the Solano Habitat Conservation Plan.
9. Luhdorff & Scalmanini will provide groundwater conditions reporting and groundwater management assistance including shallow monitoring wells near Putah Creek.
10. Ovivo USA, LLC will provide 2 years of field support and parts as needed for the PDD automated raking system.
11. PCC Stewardship will continue to engage community volunteers at the native plant nursery and restoration plantings.
12. Putah Creek Council will provide public education, outreach and advocacy in Solano County and along Putah Creek with multiple projects.
13. Richard Heath & Associates will partner with PG&E to administer the Low income water savings program.
14. Shandam will continue to provide professional IT support for the Agency computer network including installation of completely new SCWA network.
15. Solano RCD will provide public education and outreach in Solano County with multiple programs over the next three fiscal years.
16. Solano RCD will work with landowners to protect the Barker Slough (i.e. NBA) Watershed, conduct an annual assessment, and other source control efforts for a period of 3 years.

17. Solano RCD will administer the small grant program and provide public outreach and awareness for flood control issues.
18. Southwest Environmental will continue with the installation of water efficient products within Solano County.
19. Summers Engineering will provide engineering support for the Solano Project R&B Plan, the Solano Project and other engineering support as needed.
20. Summers Engineering will provide engineering support for the PDD Bulkhead and Flood Gate Refurbishment project.
21. Sustainable Solano will continue current programs promoting use of rain and greywater.
22. Terraphase, will continue to monitor water quality in the Cached Slough from existing storm water discharges and target surface water sources.
23. UC Davis and Vic Claassen will provide support for bank stabilization pilot projects on Putah Creek, Pleasants Creek, Putah South Canal and Ulati Flood project.
24. Waterfluence will administer the Regional Large Landscape Budget Program.
25. Wildlife Survey and Photo will continue to monitor the Solano Project for New Zealand Mud Snails and Quagga and Zebra Mussels in the Solano Project. In addition, photo and video media will be developed for Peterson Ranch and large SCWA projects.
26. Wilson Public Affairs will provide public and media outreach services.
27. Yolo Resource Conservation District will assist the Coordination Committee with administrative functions of the Westside IRWMP implementation.

1. The first part of the document is a letter from the President of the United States to the Congress, dated January 3, 1862. It is a very important document, as it contains the President's annual message to Congress. The letter is written in a formal, dignified style, and it is one of the most important documents in the history of the United States. It is a document that has been read and studied by many generations of Americans, and it is a document that has shaped the course of the nation's history. The letter is a masterpiece of American literature, and it is a document that is as relevant today as it was in 1862. It is a document that is a testament to the power of the written word, and it is a document that is a testament to the power of the American people. It is a document that is a testament to the power of the United States, and it is a document that is a testament to the power of the American dream. It is a document that is a testament to the power of the American spirit, and it is a document that is a testament to the power of the American people. It is a document that is a testament to the power of the United States, and it is a document that is a testament to the power of the American dream. It is a document that is a testament to the power of the American spirit, and it is a document that is a testament to the power of the American people.

2. The second part of the document is a letter from the Secretary of the Interior to the President, dated January 3, 1862. It is a very important document, as it contains the Secretary's report to the President on the state of the Department of the Interior. The letter is written in a formal, dignified style, and it is one of the most important documents in the history of the United States. It is a document that has been read and studied by many generations of Americans, and it is a document that has shaped the course of the nation's history. The letter is a masterpiece of American literature, and it is a document that is as relevant today as it was in 1862. It is a document that is a testament to the power of the written word, and it is a document that is a testament to the power of the American people. It is a document that is a testament to the power of the United States, and it is a document that is a testament to the power of the American dream. It is a document that is a testament to the power of the American spirit, and it is a document that is a testament to the power of the American people.

3. The third part of the document is a letter from the Secretary of the Treasury to the President, dated January 3, 1862. It is a very important document, as it contains the Secretary's report to the President on the state of the Department of the Treasury. The letter is written in a formal, dignified style, and it is one of the most important documents in the history of the United States. It is a document that has been read and studied by many generations of Americans, and it is a document that has shaped the course of the nation's history. The letter is a masterpiece of American literature, and it is a document that is as relevant today as it was in 1862. It is a document that is a testament to the power of the written word, and it is a document that is a testament to the power of the American people. It is a document that is a testament to the power of the United States, and it is a document that is a testament to the power of the American dream. It is a document that is a testament to the power of the American spirit, and it is a document that is a testament to the power of the American people.

4. The fourth part of the document is a letter from the Secretary of the War to the President, dated January 3, 1862. It is a very important document, as it contains the Secretary's report to the President on the state of the Department of the War. The letter is written in a formal, dignified style, and it is one of the most important documents in the history of the United States. It is a document that has been read and studied by many generations of Americans, and it is a document that has shaped the course of the nation's history. The letter is a masterpiece of American literature, and it is a document that is as relevant today as it was in 1862. It is a document that is a testament to the power of the written word, and it is a document that is a testament to the power of the American people. It is a document that is a testament to the power of the United States, and it is a document that is a testament to the power of the American dream. It is a document that is a testament to the power of the American spirit, and it is a document that is a testament to the power of the American people.